

APPENDIX C2b
Habitat Time Series Relationships

TABLE OF CONTENTS

List of Figures**Duncan Creek below Diversion – Top of Reach**

- Figure C2b-1. Duncan Creek – D6.3 Rainbow Trout Spawning Habitat Exceedance Plots for All Water Years and each Water Year Type Separately (Wet, Above Normal, Below Normal, Dry, Critical). Hydrology Model Node 804.805 (Top of Reach).
- Figure C2b-2. Duncan Creek – D6.3 Rainbow Trout Small Stream Adult Summer Through Fall (June – October) Habitat Exceedance Plots for All Water Years and each Water Year Type Separately (Wet, Above Normal, Below Normal, Dry, Critical). Hydrology Model Node 804.805 (Top of Reach).
- Figure C2b-3. Duncan Creek – D6.3 Rainbow Trout Small Stream Juvenile Summer Through Fall (June – October) Habitat Exceedance Plots for All Water Years and each Water Year Type Separately (Wet, Above Normal, Below Normal, Dry, Critical). Hydrology Model Node 804.805 (Top of Reach).

Duncan Creek below Diversion – Bottom of Reach

- Figure C2b-4. Duncan Creek – D6.3 Rainbow Trout Spawning Habitat Exceedance Plots for All Water Years and each Water Year Type Separately (Wet, Above Normal, Below Normal, Dry, Critical). Hydrology Model Node 805.806 (Bottom of Reach).
- Figure C2b-5. Duncan Creek – D6.3 Rainbow Trout Small Stream Adult Summer Through Fall (June – October) Habitat Exceedance Plots for All Water Years and each Water Year Type Separately (Wet, Above Normal, Below Normal, Dry, Critical). Hydrology Model Node 805.806 (Bottom of Reach).
- Figure C2b-6. Duncan Creek – D6.3 Rainbow Trout Small Stream Juvenile Summer Through Fall (June – October) Habitat Exceedance Plots for All Water Years and each Water Year Type Separately (Wet, Above Normal, Below Normal, Dry, Critical). Hydrology Model Node 805.806 (Bottom of Reach).

North Fork Long Canyon Creek below Diversion

- Figure C2b-7. North Fork Long Canyon – NFLC1.9 Rainbow Trout Spawning Habitat Exceedance Plots for All Water Years and each Water Year Type Separately (Wet, Above Normal, Below Normal, Dry, Critical). Hydrology Model Node 819.825.

Figure C2b-8. North Fork Long Canyon – NFLC1.9 Rainbow Trout Small Stream Adult Summer Through Fall (June – October) Habitat Exceedance Plots for All Water Years and each Water Year Type Separately (Wet, Above Normal, Below Normal, Dry, Critical). Hydrology Model Node 819.825.

Figure C2b-9. North Fork Long Canyon – NFLC1.9 Rainbow Trout Small Stream Juvenile Summer Through Fall (June – October) Habitat Exceedance Plots for All Water Years and each Water Year Type Separately (Wet, Above Normal, Below Normal, Dry, Critical). Hydrology Model Node 819.825.

South Fork Long Canyon Creek below Diversion

Figure C2b-10. South Fork Long Canyon – SFLC2.3 Rainbow Trout Spawning Habitat Exceedance Plots for All Water Years and each Water Year Type Separately (Wet, Above Normal, Below Normal, Dry, Critical). Hydrology Model Node 822.825.

Figure C2b-11. South Fork Long Canyon – SFLC2.3 Rainbow Trout Small Stream Adult Summer Through Fall (June – October) Habitat Exceedance Plots for All Water Years and each Water Year Type Separately (Wet, Above Normal, Below Normal, Dry, Critical). Hydrology Model Node 822.825.

Figure C2b-12. South Fork Long Canyon – SFLC2.3 Rainbow Trout Small Stream Juvenile Summer Through Fall (June – October) Habitat Exceedance Plots for All Water Years and each Water Year Type Separately (Wet, Above Normal, Below Normal, Dry, Critical). Hydrology Model Node 822.825.

Long Canyon Creek above Ramsey Crossing – Top of Reach

Figure C2b-13. Long Canyon – LC9.0 Rainbow Trout Spawning Habitat Exceedance Plots for All Water Years and each Water Year Type Separately (Wet, Above Normal, Below Normal, Dry, Critical). Hydrology Model Node 825.828 (Top of Reach).

Figure C2b-14. Long Canyon – LC9.0 Rainbow Trout Small Stream Adult Summer Through Fall (June – October) Habitat Exceedance Plots for All Water Years and each Water Year Type Separately (Wet, Above Normal, Below Normal, Dry, Critical). Hydrology Model Node 825.828 (Top of Reach).

Figure C2b-15. Long Canyon – LC9.0 Rainbow Trout Small Stream Juvenile Summer Through Fall (June – October) Habitat Exceedance Plots for All Water Years and each Water Year Type Separately (Wet, Above Normal, Below Normal, Dry, Critical). Hydrology Model Node 825.828 (Top of Reach).

Long Canyon Creek above Ramsey Crossing – Bottom of Reach

- Figure C2b-16. Long Canyon – LC9.0 Rainbow Trout Spawning Habitat Exceedance Plots for All Water Years and each Water Year Type Separately (Wet, Above Normal, Below Normal, Dry, Critical). Hydrology Model Node 830.842 (Bottom of Reach).
- Figure C2b-17. Long Canyon – LC9.0 Rainbow Trout Small Stream Adult Summer Through Fall (June – October) Habitat Exceedance Plots for All Water Years and each Water Year Type Separately (Wet, Above Normal, Below Normal, Dry, Critical). Hydrology Model Node 830.842 (Bottom of Reach).
- Figure C2b-18. Long Canyon – LC9.0 Rainbow Trout Small Stream Juvenile Summer Through Fall (June – October) Habitat Exceedance Plots for All Water Years and each Water Year Type Separately (Wet, Above Normal, Below Normal, Dry, Critical). Hydrology Model Node 830.842 (Bottom of Reach).

Middle Fork American River below French Meadows – Top of Reach

- Figure C2b-19. Middle Fork of the American River – MF44.7 Rainbow Trout Spawning Habitat Exceedance Plots for All Water Years and each Water Year Type Separately (Wet, Above Normal, Below Normal, Dry, Critical). Hydrology Model Node 530.802 (Top of Reach).
- Figure C2b-20. Middle Fork of the American River – MF44.7 Rainbow Trout Large Stream Adult Summer Through Fall (June – October) Habitat Exceedance Plots for All Water Years and each Water Year Type Separately (Wet, Above Normal, Below Normal, Dry, Critical). Hydrology Model Node 530.802 (Top of Reach).
- Figure C2b-21. Middle Fork of the American River – MF44.7 Rainbow Trout Large Stream Juvenile Summer Through Fall (June – October) Habitat Exceedance Plots for All Water Years and each Water Year Type Separately (Wet, Above Normal, Below Normal, Dry, Critical). Hydrology Model Node 530.802 (Top of Reach).

Middle Fork American River below French Meadows – Bottom of Reach

- Figure C2b-22. Middle Fork of the American River – MF44.7 Rainbow Trout Spawning Habitat Exceedance Plots for All Water Years and each Water Year Type Separately (Wet, Above Normal, Below Normal, Dry, Critical). Hydrology Model Node 802.806 + 806 Accretion (Bottom of Reach).
- Figure C2b-23. Middle Fork of the American River – MF44.7 Rainbow Trout Large Stream Adult Summer Through Fall (June – October) Habitat Exceedance Plots for All Water Years and each Water Year Type Separately (Wet, Above Normal, Below Normal, Dry, Critical). Hydrology Model Node 802.806 + 806 Accretion (Bottom of Reach).

Figure C2b-24. Middle Fork of the American River – MF44.7 Rainbow Trout Large Stream Juvenile Summer Through Fall (June – October) Habitat Exceedance Plots for All Water Years and each Water Year Type Separately (Wet, Above Normal, Below Normal, Dry, Critical). Hydrology Model Node 802.806 + 806 Accretion (Bottom of Reach).

Middle Fork American River above Interbay – Top of Reach

Figure C2b-25. Middle Fork of the American River – MF36.2 Rainbow Trout Spawning Habitat Exceedance Plots for All Water Years and each Water Year Type Separately (Wet, Above Normal, Below Normal, Dry, Critical). Hydrology Model Node 806.810 (Top of Reach).

Figure C2b-26. Middle Fork of the American River – MF36.2 Rainbow Trout Large Stream Adult Summer Through Fall (June – October) Habitat Exceedance Plots for All Water Years and each Water Year Type Separately (Wet, Above Normal, Below Normal, Dry, Critical). Hydrology Model Node 806.810 (Top of Reach).

Figure C2b-27. Middle Fork of the American River – MF36.2 Rainbow Trout Large Stream Juvenile Summer Through Fall (June – October) Habitat Exceedance Plots for All Water Years and each Water Year Type Separately (Wet, Above Normal, Below Normal, Dry, Critical). Hydrology Model Node 806.810 (Top of Reach).

Middle Fork American River above Interbay – Bottom of Reach

Figure C2b-28. Middle Fork of the American River – MF36.2 Rainbow Trout Spawning Habitat Exceedance Plots for All Water Years and each Water Year Type Separately (Wet, Above Normal, Below Normal, Dry, Critical). Hydrology Model Node 806.810 + 810 Accretion (Bottom of Reach).

Figure C2b-29. Middle Fork of the American River – MF36.2 Rainbow Trout Large Stream Adult Summer Through Fall (June – October) Habitat Exceedance Plots for All Water Years and each Water Year Type Separately (Wet, Above Normal, Below Normal, Dry, Critical). Hydrology Model Node 806.810 + 810 Accretion (Bottom of Reach).

Figure C2b-30. Middle Fork of the American River – MF36.2 Rainbow Trout Large Stream Juvenile Summer Through Fall (June – October) Habitat Exceedance Plots for All Water Years and each Water Year Type Separately (Wet, Above Normal, Below Normal, Dry, Critical). Hydrology Model Node 806.810 + 810 Accretion (Bottom of Reach).

Middle Fork American River above Ralston Afterbay – Top of Reach

Figure C2b – 31. Middle Fork of the American River – MF26.2 Rainbow Trout Spawning Habitat Exceedance Plots for All Water Years and each Water Year Type Separately (Wet, Above Normal, Below Normal, Dry, Critical). Hydrology Model Node 810.812 (Top of Reach).

- Figure C2b-32. Middle Fork of the American River – MF26.2 Foothill Yellow-Legged Frog Breeding Habitat Exceedance Plots for All Water Years and each Water Year Type Separately (Wet, Above Normal, Below Normal, Dry, Critical). Hydrology Model Node 810.812 (Top of Reach).
- Figure C2b-33. Middle Fork of the American River – MF26.2 Rainbow Trout Large Stream Adult Summer Through Fall (June – October) Habitat Exceedance Plots for All Water Years and each Water Year Type Separately (Wet, Above Normal, Below Normal, Dry, Critical). Hydrology Model Node 810.812 (Top of Reach).
- Figure C2b-34. Middle Fork of the American River – MF26.2 Rainbow Trout Large Stream Juvenile Summer Through Fall (June – October) Habitat Exceedance Plots for All Water Years and each Water Year Type Separately (Wet, Above Normal, Below Normal, Dry, Critical). Hydrology Model Node 810.812 (Top of Reach).
- Figure C2b-35. Middle Fork of the American River – MF26.2 Hardhead/Sacramento Pikeminnow Juvenile Summer Through Fall (June – October) Habitat Exceedance Plots for All Water Years and each Water Year Type Separately (Wet, Above Normal, Below Normal, Dry, Critical). Hydrology Model Node 810.812 (Top of Reach).
- Figure C2b-36. Middle Fork of the American River – MF26.2 Hardhead/ Sacramento Pikeminnow Adult Summer Through Fall (June – October) Habitat Exceedance Plots for All Water Years and each Water Year Type Separately (Wet, Above Normal, Below Normal, Dry, Critical). Hydrology Model Node 810.812 (Top of Reach).
- Figure C2b-37. Middle Fork of the American River – MF26.2 Foothill Yellow-Legged Frog Tadpole Summer Through Fall (June – October) Habitat Exceedance Plots for All Water Years and each Water Year Type Separately (Wet, Above Normal, Below Normal, Dry, Critical). Hydrology Model Node 810.812 (Top of Reach).

Middle Fork American River above Ralston Afterbay – Bottom of Reach

- Figure C2b-38. Middle Fork of the American River – MF26.2 Rainbow Trout Spawning Habitat Exceedance Plots for All Water Years and each Water Year Type Separately (Wet, Above Normal, Below Normal, Dry, Critical). Hydrology Model Node 813.845 (Bottom of Reach).
- Figure C2b-39. Middle Fork of the American River – MF26.2 Foothill Yellow-Legged Frog Habitat Exceedance Plots for All Water Years and each Water Year Type Separately (Wet, Above Normal, Below Normal, Dry, Critical). Hydrology Model Node 813.845 (Bottom of Reach).
- Figure C2b-40. Middle Fork of the American River – MF26.2 Rainbow Trout Large Stream Adult Summer Through Fall (June – October) Habitat Exceedance Plots for All Water Years and each Water Year Type Separately (Wet, Above Normal, Below Normal, Dry, Critical). Hydrology Model Node 813.845 (Bottom of Reach).

- Figure C2b-41. Middle Fork of the American River – MF26.2 Rainbow Trout Large Stream Juvenile Summer Through Fall (June – October) Habitat Exceedance Plots for All Water Years and each Water Year Type Separately (Wet, Above Normal, Below Normal, Dry, Critical). Hydrology Model Node 813.845 (Bottom of Reach).
- Figure C2b-42. Middle Fork of the American River – MF26.2 Hardhead/Sacramento Pikeminnow Juvenile Summer Through Fall (June – October) Habitat Exceedance Plots for All Water Years and each Water Year Type Separately (Wet, Above Normal, Below Normal, Dry, Critical). Hydrology Model Node 813.845 (Bottom of Reach).
- Figure C2b-43. Middle Fork of the American River – MF26.2 Hardhead/Sacramento Pikeminnow Adult Summer Through Fall (June – October) Habitat Exceedance Plots for All Water Years and each Water Year Type Separately (Wet, Above Normal, Below Normal, Dry, Critical). Hydrology Model Node 813.845 (Bottom of Reach).
- Figure C2b-44. Middle Fork of the American River – MF26.2 Foothill Yellow-Legged Frog Tadpole Summer Through Fall (June – October) Habitat Exceedance Plots for All Water Years and each Water Year Type Separately (Wet, Above Normal, Below Normal, Dry, Critical). Hydrology Model Node 813.845 (Bottom of Reach).

Rubicon River above Parsley Bar (Helicopter Site) – Top of Reach

- Figure C2b-45. Rubicon River – R25.7 Rainbow Trout Spawning Habitat Exceedance Plots for All Water Years and each Water Year Type Separately (Wet, Above Normal, Below Normal, Dry, Critical). Hydrology Model Node 540.832 (Top of Reach).
- Figure C2b-46. Rubicon River – R25.7 Rainbow Trout Large Stream Adult Summer Through Fall (June – October) Habitat Exceedance Plots for All Water Years and each Water Year Type Separately (Wet, Above Normal, Below Normal, Dry, Critical). Hydrology Model Node 540.832 (Top of Reach).
- Figure C2b-47. Rubicon River – R25.7 Rainbow Trout Large Stream Juvenile Summer Through Fall (June – October) Habitat Exceedance Plots for All Water Years and each Water Year Type Separately (Wet, Above Normal, Below Normal, Dry, Critical). Hydrology Model Node 540.832 (Top of Reach).

Rubicon River above Parsley Bar (Helicopter Site) – Bottom of Reach

- Figure C2b-48. Rubicon River – R25.7 Rainbow Trout Spawning Habitat Exceedance Plots for All Water Years and each Water Year Type Separately (Wet, Above Normal, Below Normal, Dry, Critical). Hydrology Model Node 832.835 (Bottom of Reach).

- Figure C2b-49. Rubicon River – R25.7 Rainbow Trout Large Stream Adult Summer Through Fall (June – October) Habitat Exceedance Plots for All Water Years and each Water Year Type Separately (Wet, Above Normal, Below Normal, Dry, Critical). Hydrology Model Node 832.835 (Bottom of Reach).
- Figure C2b-50. Rubicon River – R25.7 Rainbow Trout Large Stream Juvenile Summer Through Fall (June – October) Habitat Exceedance Plots for All Water Years and each Water Year Type Separately (Wet, Above Normal, Below Normal, Dry, Critical). Hydrology Model Node 832.835 (Bottom of Reach).

Rubicon River below Ellicott Bridge – Top of Reach

- Figure C2b-51. Rubicon River – R20.9 Rainbow Trout Spawning Habitat Exceedance Plots for All Water Years and each Water Year Type Separately (Wet, Above Normal, Below Normal, Dry, Critical). Hydrology Model Node 834.836 (Top of Reach).
- Figure C2b-52. Rubicon River – R20.9 Rainbow Trout Large Stream Adult Summer Through Fall (June – October) Habitat Exceedance Plots for All Water Years and each Water Year Type Separately (Wet, Above Normal, Below Normal, Dry, Critical). Hydrology Model Node 834.836 (Top of Reach).
- Figure C2b-53. Rubicon River – R20.9 Rainbow Trout Large Stream Juvenile Summer Through Fall (June – October) Habitat Exceedance Plots for All Water Years and each Water Year Type Separately (Wet, Above Normal, Below Normal, Dry, Critical). Hydrology Model Node 834.836 (Top of Reach).
- Figure C2b-54. Rubicon River – R20.9 Hardhead/Sacramento Pikeminnow Juvenile Summer Through Fall (June – October) Habitat Exceedance Plots for All Water Years and each Water Year Type Separately (Wet, Above Normal, Below Normal, Dry, Critical). Hydrology Model Node 834.836 (Top of Reach).
- Figure C2b-55. Rubicon River – R20.9 Hardhead/Sacramento Pikeminnow Adult Summer Through Fall (June – October) Habitat Exceedance Plots for All Water Years and each Water Year Type Separately (Wet, Above Normal, Below Normal, Dry, Critical). Hydrology Model Node 834.836 (Top of Reach).

Rubicon River below Ellicott Bridge – Bottom of Reach

- Figure C2b-56. Rubicon River – R20.9 Rainbow Trout Spawning Habitat Exceedance Plots for All Water Years and each Water Year Type Separately (Wet, Above Normal, Below Normal, Dry, Critical). Hydrology Model Node 840.842 + 842 Accretion (Bottom of Reach).

- Figure C2b-57. Rubicon River – R20.9 Rainbow Trout Large Stream Adult Summer Through Fall (June – October) Habitat Exceedance Plots for All Water Years and each Water Year Type Separately (Wet, Above Normal, Below Normal, Dry, Critical). Hydrology Model Node 840.842 + 842 Accretion (Bottom of Reach).
- Figure C2b-58. Rubicon River – R20.9 Rainbow Trout Large Stream Juvenile Summer Through Fall (June – October) Habitat Exceedance Plots for All Water Years and each Water Year Type Separately (Wet, Above Normal, Below Normal, Dry, Critical). Hydrology Model Node 840.842 + 842 Accretion (Bottom of Reach).
- Figure C2b-59. Rubicon River – R20.9 Hardhead/Sacramento Pikeminnow Juvenile Summer Through Fall (June – October) Habitat Exceedance Plots for All Water Years and each Water Year Type Separately (Wet, Above Normal, Below Normal, Dry, Critical). Hydrology Model Node 840.842 + 842 Accretion (Bottom of Reach).
- Figure C2b-60. Rubicon River – R20.9 Hardhead/Sacramento Pikeminnow Adult Summer Through Fall (June – October) Habitat Exceedance Plots for All Water Years and each Water Year Type Separately (Wet, Above Normal, Below Normal, Dry, Critical). Hydrology Model Node 840.842 + 842 Accretion (Bottom of Reach).

Rubicon River at Confluence with Long Canyon Creek – Top of Reach

- Figure C2b-61. Rubicon River – R3.5 Rainbow Trout Spawning Habitat Exceedance Plots for All Water Years and each Water Year Type Separately (Wet, Above Normal, Below Normal, Dry, Critical). Hydrology Model Node 842.815 (Top of Reach).
- Figure C2b-62. Rubicon River – R3.5 Foothill Yellow-Legged Frog Breeding Habitat Exceedance Plots for All Water Years and each Water Year Type Separately (Wet, Above Normal, Below Normal, Dry, Critical). Hydrology Model Node 842.815 (Top of Reach).
- Figure C2b-63. Rubicon River – R3.5 Rainbow Trout Large Stream Adult Summer Through Fall (June – October) Habitat Exceedance Plots for All Water Years and each Water Year Type Separately (Wet, Above Normal, Below Normal, Dry, Critical). Hydrology Model Node 842.815 (Top of Reach).
- Figure C2b-64. Rubicon River – R3.5 Rainbow Trout Large Stream Juvenile Summer Through Fall (June – October) Habitat Exceedance Plots for All Water Years and each Water Year Type Separately (Wet, Above Normal, Below Normal, Dry, Critical). Hydrology Model Node 842.815 (Top of Reach).

- Figure C2b-65. Rubicon River – R3.5 Hardhead/Sacramento Pikeminnow Juvenile Summer Through Fall (June – October) Habitat Exceedance Plots for All Water Years and each Water Year Type Separately (Wet, Above Normal, Below Normal, Dry, Critical). Hydrology Model Node 842.815 (Top of Reach).
- Figure C2b-66. Rubicon River – R3.5 Hardhead/Sacramento Pikeminnow Adult Summer Through Fall (June – October) Habitat Exceedance Plots for All Water Years and each Water Year Type Separately (Wet, Above Normal, Below Normal, Dry, Critical). Hydrology Model Node 842.815 (Top of Reach).
- Figure C2b-67. Rubicon River – R3.5 Foothill Yellow-Legged Frog Tadpole Summer Through Fall (June – October) Habitat Exceedance Plots for All Water Years and each Water Year Type Separately (Wet, Above Normal, Below Normal, Dry, Critical). Hydrology Model Node 842.815 (Top of Reach).

Rubicon River at Confluence with Long Canyon Creek – Bottom of Reach

- Figure C2b-68. Rubicon River – R3.5 Rainbow Trout Spawning Habitat Exceedance Plots for All Water Years and each Water Year Type Separately (Wet, Above Normal, Below Normal, Dry, Critical). Hydrology Model Node 842.815 + 815 Accretion (Bottom of Reach).
- Figure C2b-69. Rubicon River – R3.5 Foothill Yellow-Legged Frog Breeding Habitat Exceedance Plots for All Water Years and each Water Year Type Separately (Wet, Above Normal, Below Normal, Dry, Critical). Hydrology Model Node 842.815 + 815 Accretion (Bottom of Reach).
- Figure C2b-70. Rubicon River – R3.5 Rainbow Trout Large Stream Adult Summer Through Fall (June – October) Habitat Exceedance Plots for All Water Years and each Water Year Type Separately (Wet, Above Normal, Below Normal, Dry, Critical). Hydrology Model Node 842.815 + 815 Accretion (Bottom of Reach).
- Figure C2b-71. Rubicon River – R3.5 Rainbow Trout Large Stream Juvenile Summer Through Fall (June – October) Habitat Exceedance Plots for All Water Years and each Water Year Type Separately (Wet, Above Normal, Below Normal, Dry, Critical). Hydrology Model Node 842.815 + 815 Accretion (Bottom of Reach).
- Figure C2b-72. Rubicon River – R3.5 Hardhead/Sacramento Pikeminnow Juvenile Summer Through Fall (June – October) Habitat Exceedance Plots for All Water Years and each Water Year Type Separately (Wet, Above Normal, Below Normal, Dry, Critical). Hydrology Model Node 842.815 + 815 Accretion (Bottom of Reach).

Figure C2b-73. Rubicon River – R3.5 Hardhead/Sacramento Pikeminnow Adult Summer Through Fall (June – October) Habitat Exceedance Plots for All Water Years and each Water Year Type Separately (Wet, Above Normal, Below Normal, Dry, Critical). Hydrology Model Node 842.815 + 815 Accretion (Bottom of Reach).

Figure C2b-74. Rubicon River – R3.5 Foothill Yellow-Legged Frog Tadpole Summer Through Fall (June – October) Habitat Exceedance Plots for All Water Years and each Water Year Type Separately (Wet, Above Normal, Below Normal, Dry, Critical). Hydrology Model Node 842.815 + 815 Accretion (Bottom of Reach).

FIGURES

Figure C2b - 1. Duncan Creek - D6.3 Rainbow Trout Spawning Habitat Exceedance Plots for All Water Years and each Water Year Type Separately (Wet, Above Normal, Below Normal, Dry, Critical). Hydrology Model Node 804.805 (Top of Reach).

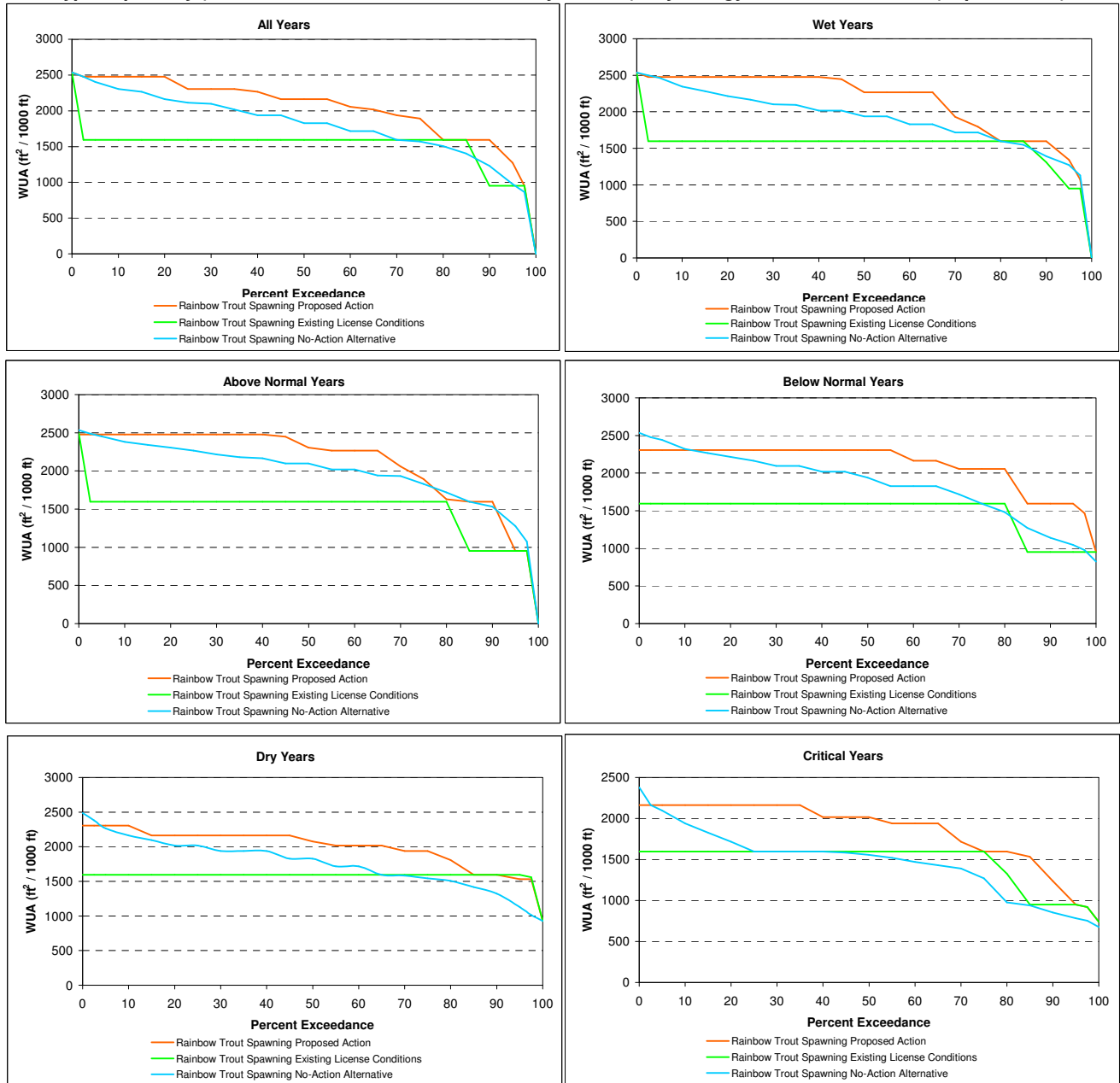


Figure C2b - 2. Duncan Creek - D6.3 Rainbow Trout Small Stream Adult Summer Through Fall (June - October) Habitat Exceedance Plots for All Water Years and each Water Year Type Separately (Wet, Above Normal, Below Normal, Dry, Critical). Hydrology Model Node 804.805 (Top of Reach).

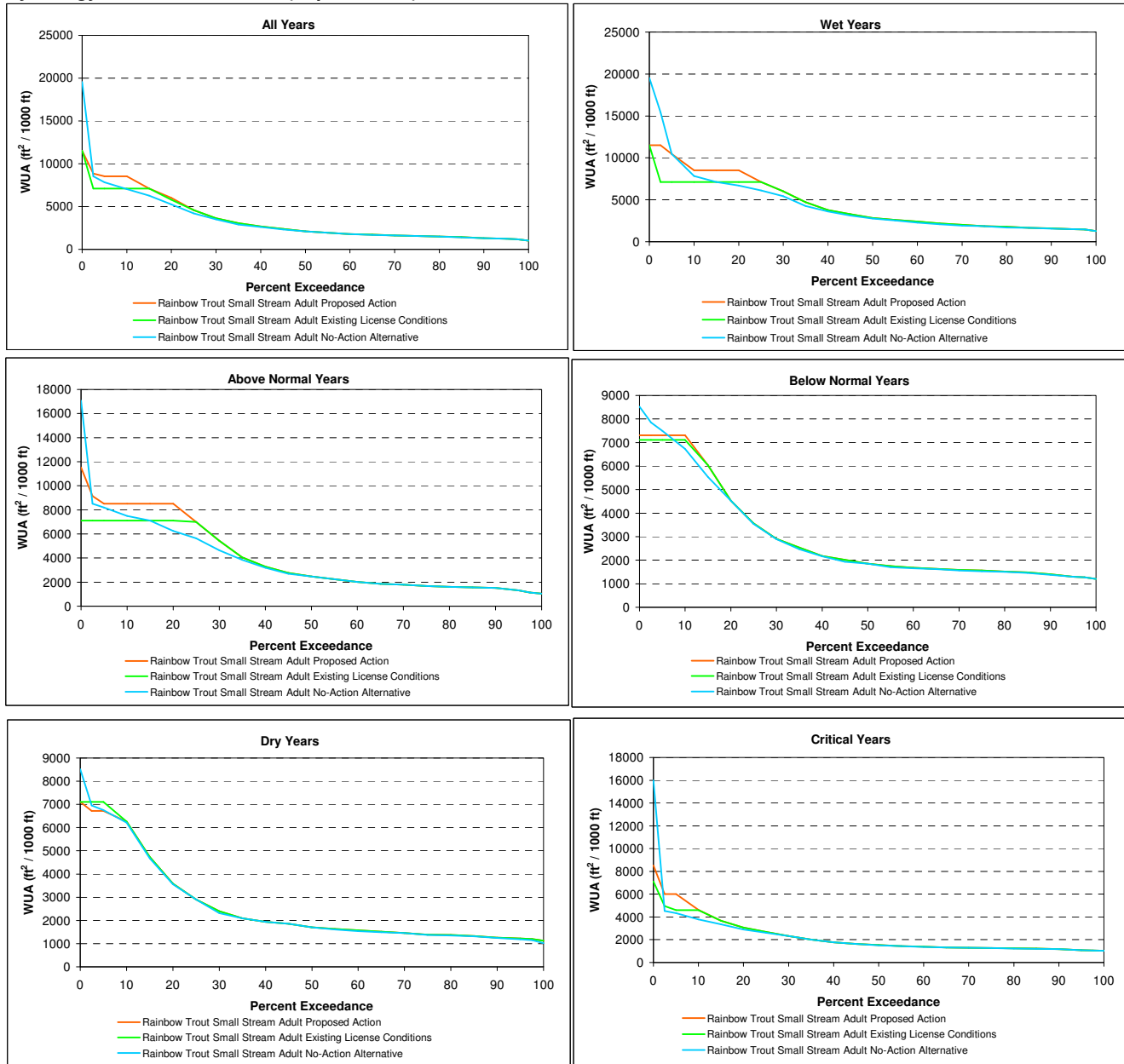


Figure C2b - 3. Duncan Creek - D6.3 Rainbow Trout Small Stream Juvenile Summer Through Fall (June - October) Habitat Exceedance Plots for All Water Years and each Water Year Type Separately (Wet, Above Normal, Below Normal, Dry, Critical). Hydrology Model Node 804.805 (Top of Reach).

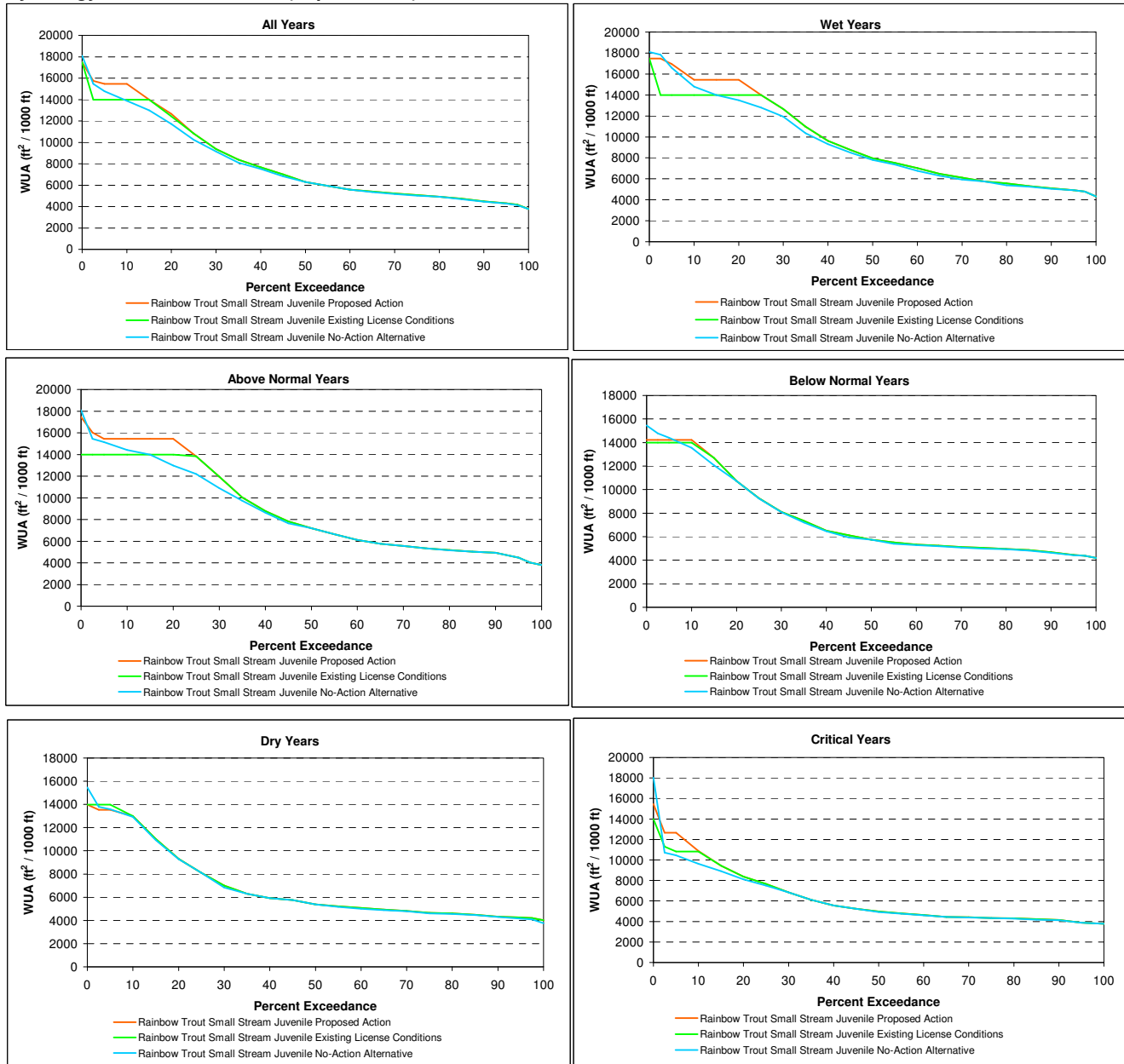


Figure C2b - 4. Duncan Creek - D6.3 Rainbow Trout Spawning Habitat Exceedance Plots for All Water Years and each Water Year Type Separately (Wet, Above Normal, Below Normal, Dry, Critical). Hydrology Model Node 805.806 (Bottom of Reach).

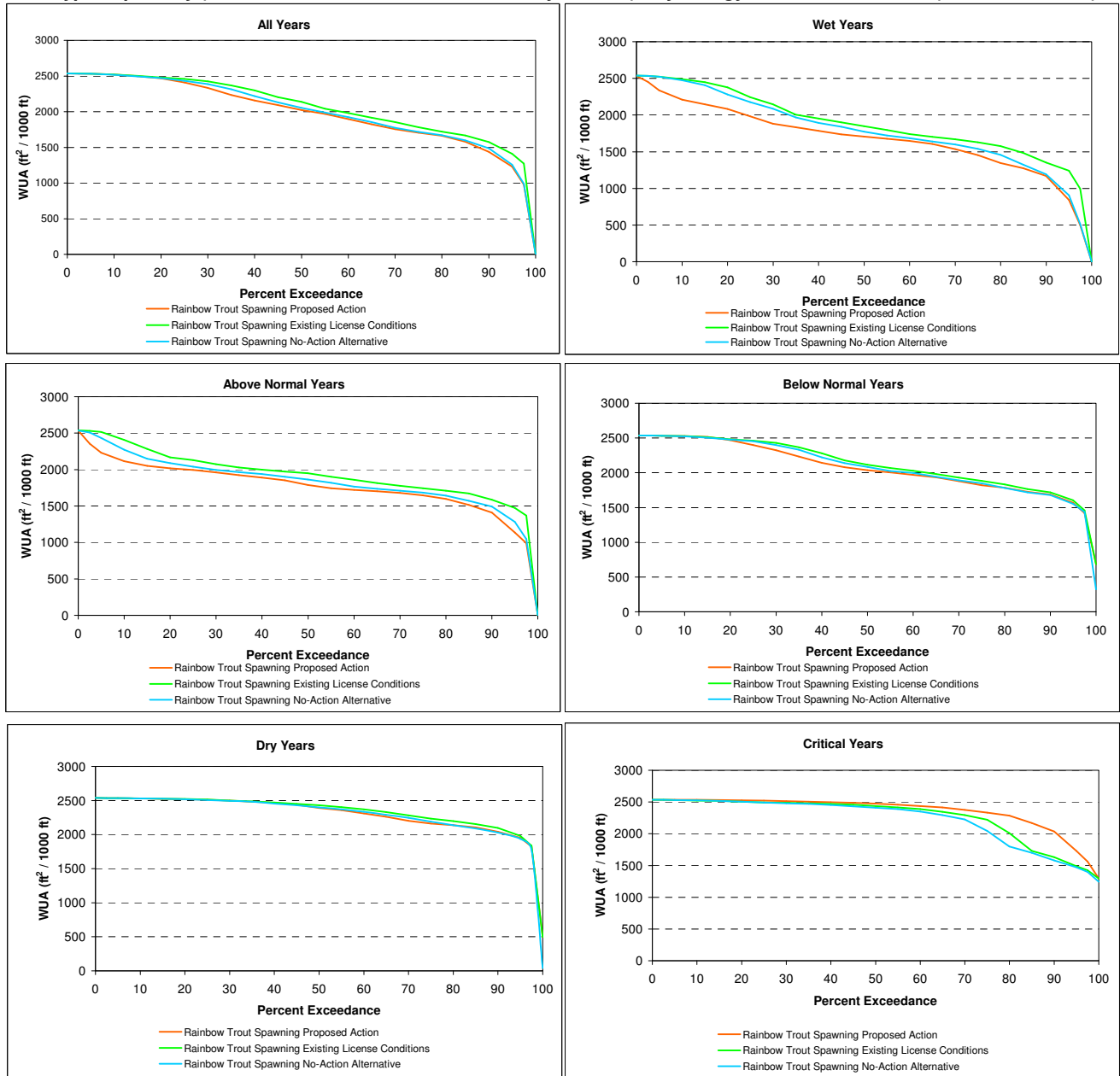


Figure C2b - 5. Duncan Creek - D6.3 Rainbow Trout Small Stream Adult Summer Through Fall (June - October) Habitat Exceedance Plots for All Water Years and each Water Year Type Separately (Wet, Above Normal, Below Normal, Dry, Critical). Hydrology Model Node 805.806 (Bottom of Reach).

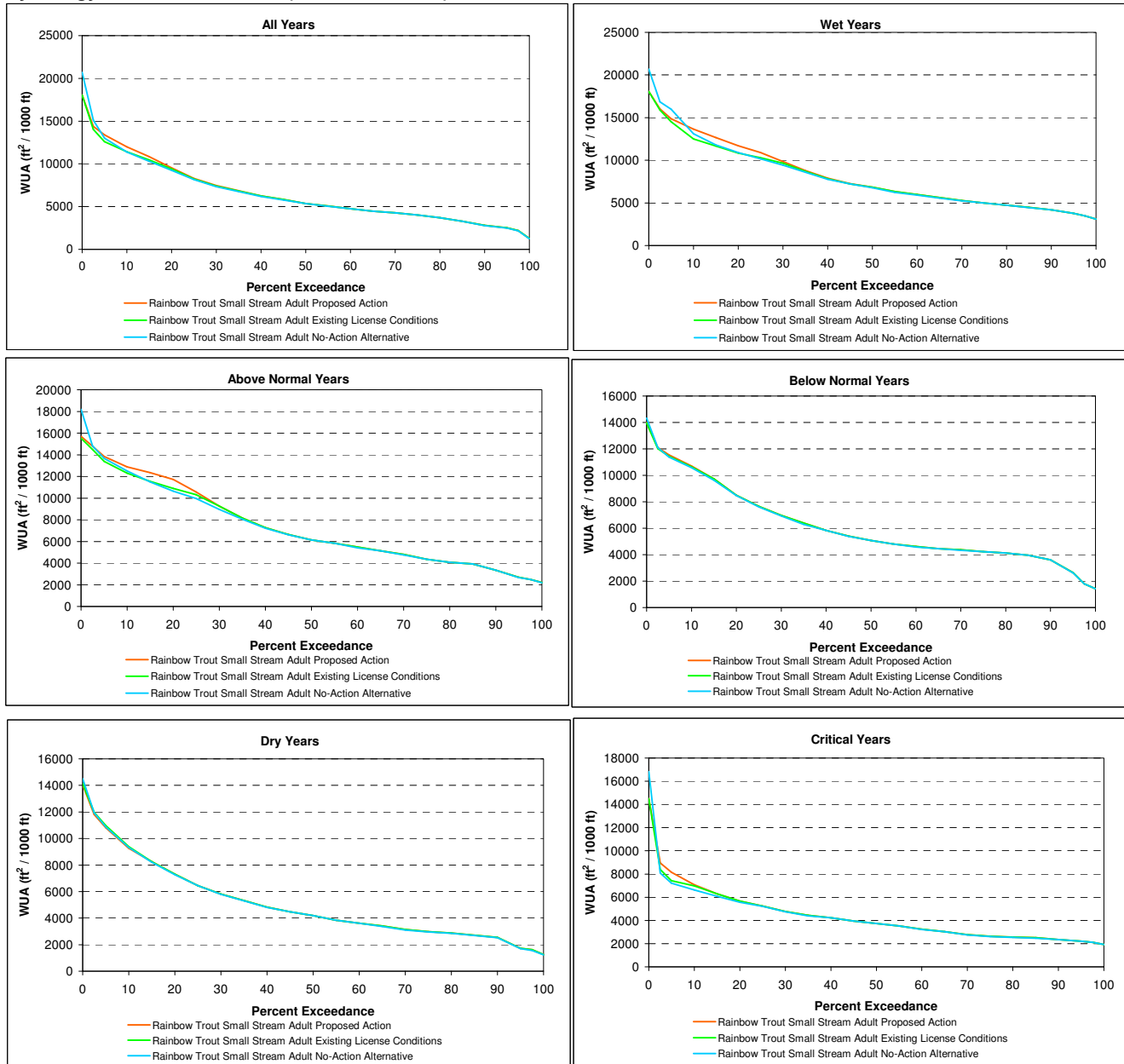


Figure C2b - 6. Duncan Creek - D6.3 Rainbow Trout Small Stream Juvenile Summer Through Fall (June - October) Habitat Exceedance Plots for All Water Years and each Water Year Type Separately (Wet, Above Normal, Below Normal, Dry, Critical). Hydrology Model Node 805.806 (Bottom of Reach).

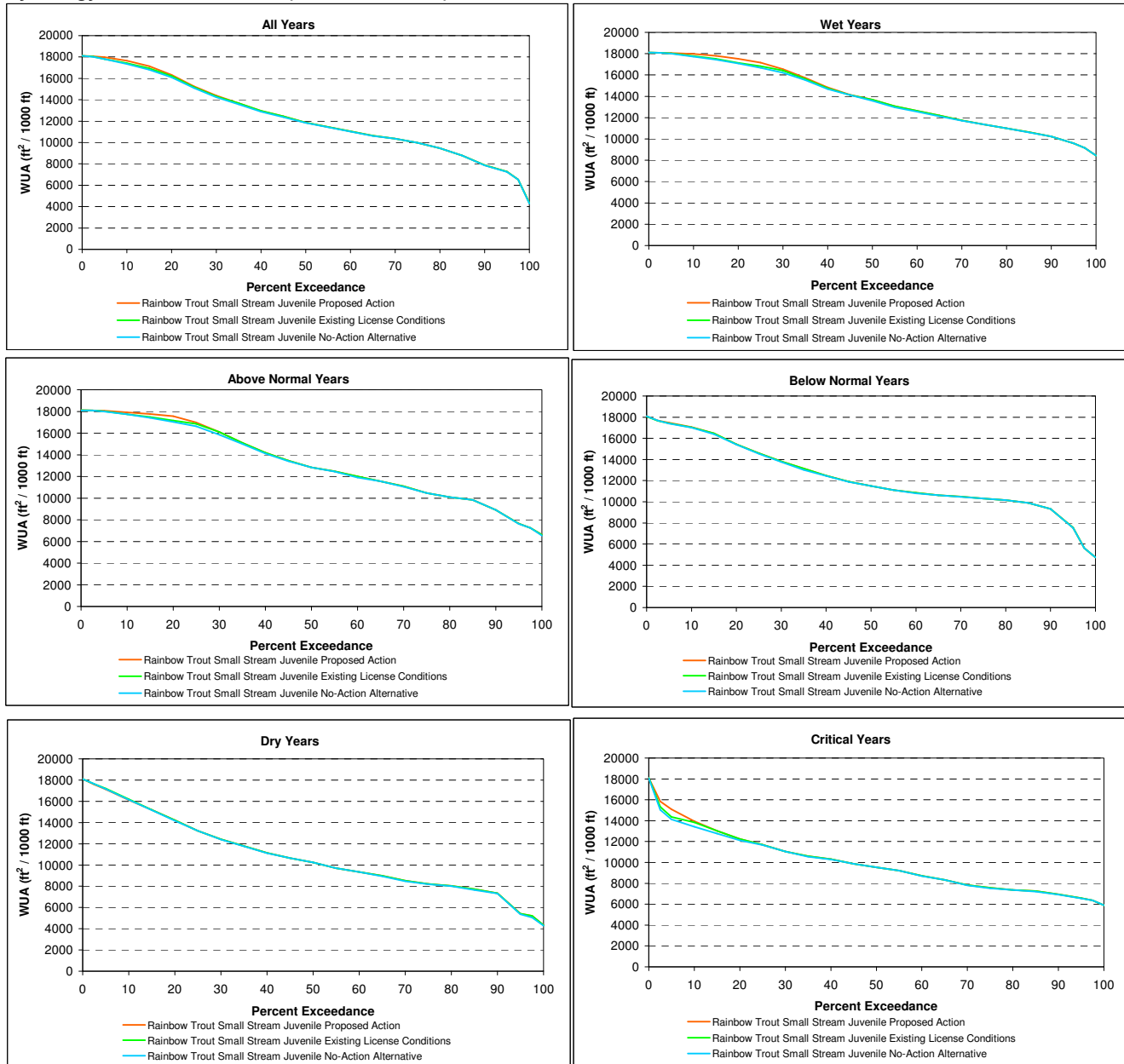


Figure C2b - 7. North Fork Long Canyon Creek - NFLC1.9 Rainbow Trout Spawning Habitat Exceedance Plots for All Water Years and each Water Year Type Separately (Wet, Above Normal, Below Normal, Dry, Critical). Hydrology Model Node 819.825 (Below Diversion).

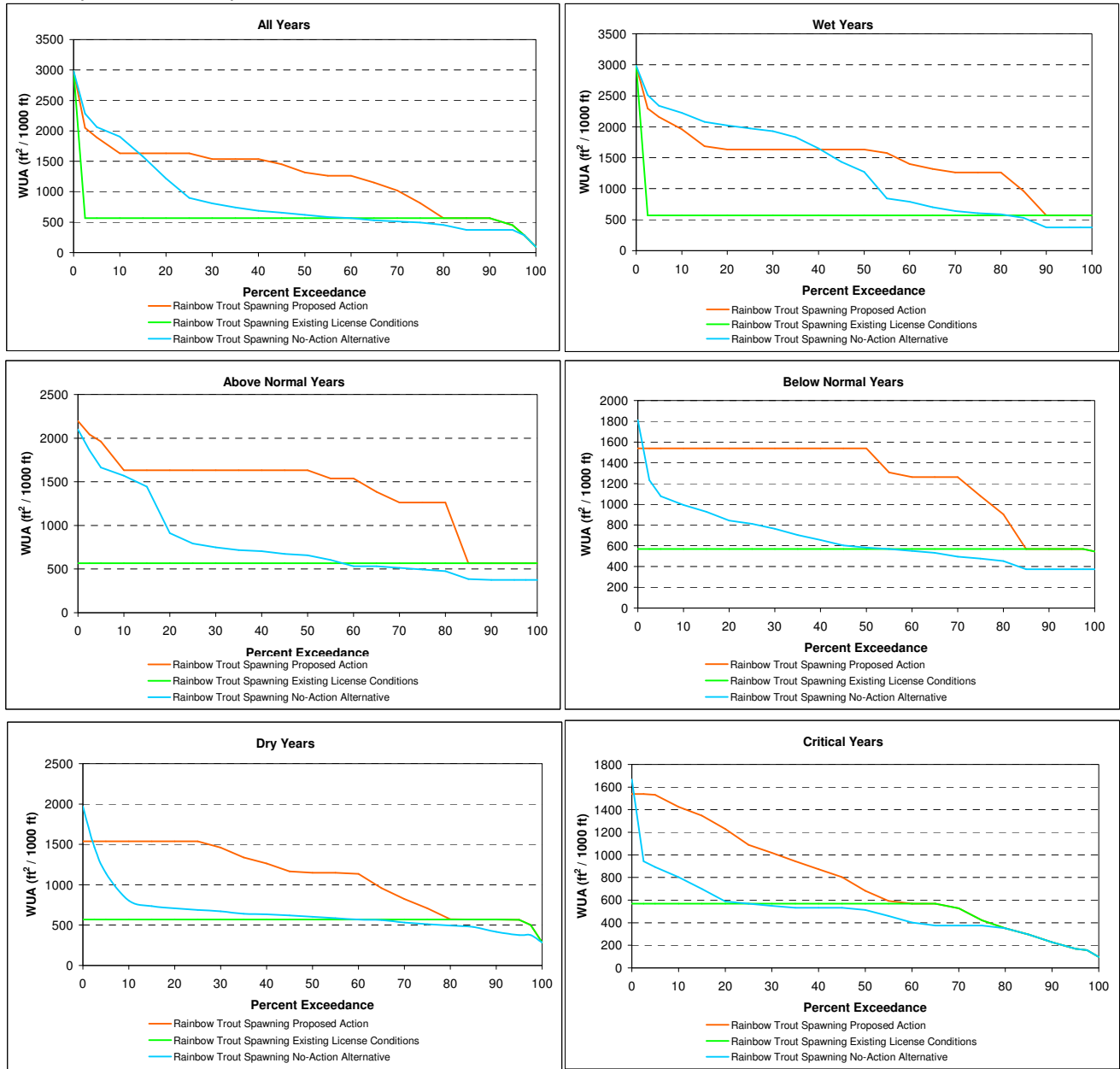


Figure C2b - 8. North Fork Long Canyon Creek - NFLC1.9 Rainbow Trout Small Stream Adult Summer Through Fall (June - October) Habitat Exceedance Plots for All Water Years and each Water Year Type Separately (Wet, Above Normal, Below Normal, Dry, Critical). Hydrology Model Node 819.825 (Below Diversion).

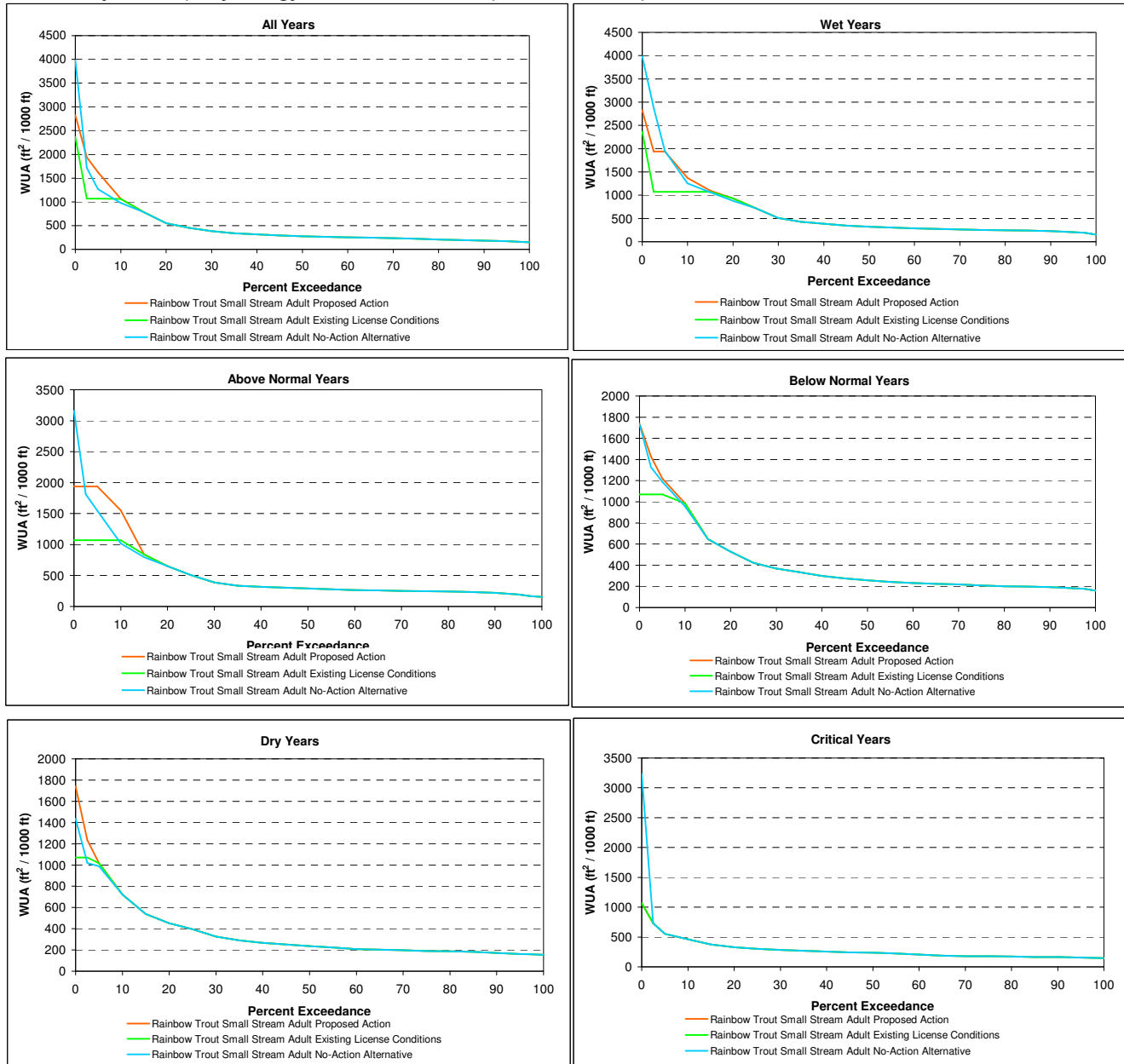


Figure C2b - 9. North Fork Long Canyon Creek - NFLC1.9 Rainbow Trout Small Stream Juvenile Summer Through Fall (June - October) Habitat Exceedance Plots for All Water Years and each Water Year Type Separately (Wet, Above Normal, Below Normal, Dry, Critical). Hydrology Model Node 819.825 (Below Diversion).

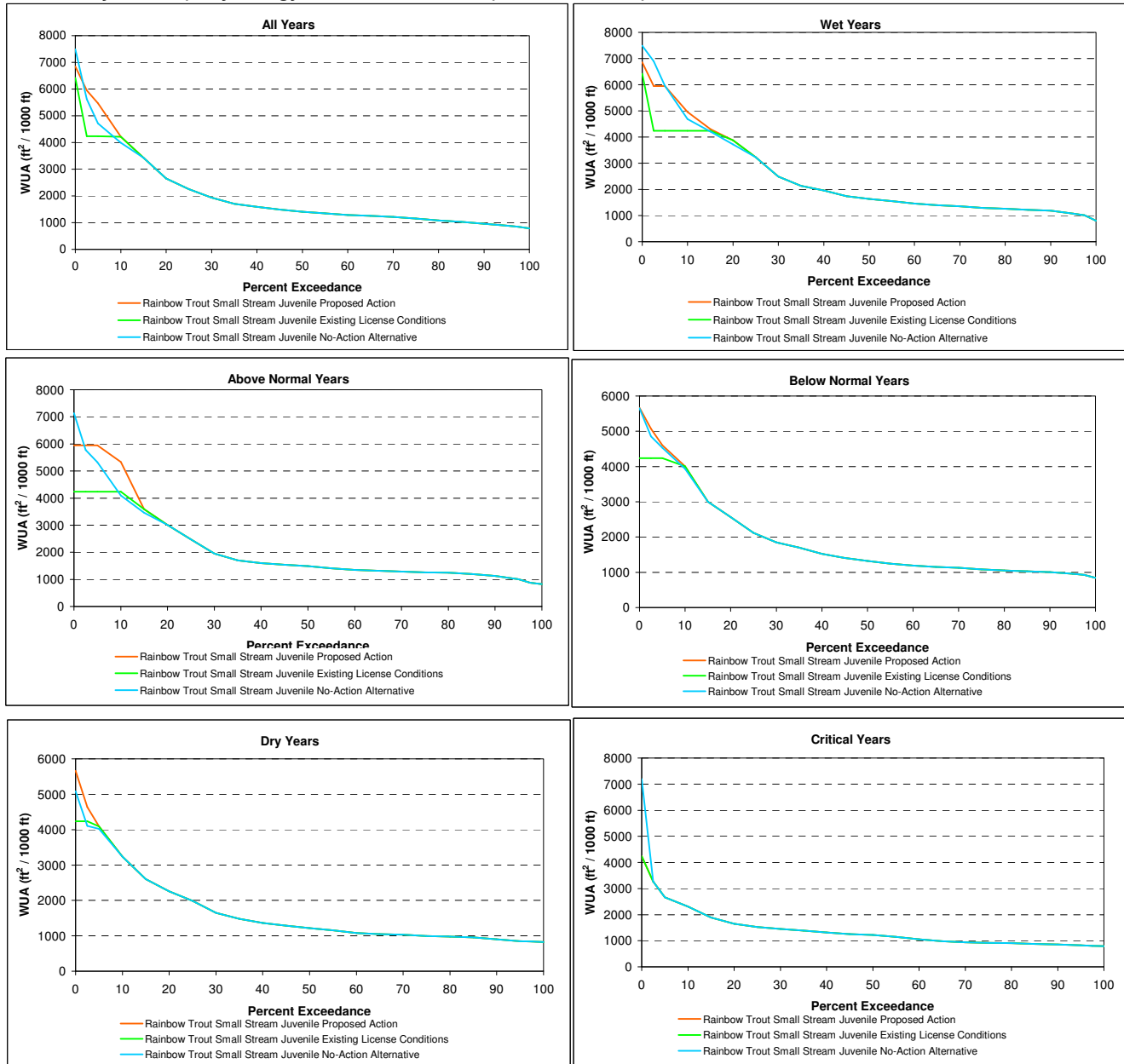


Figure C2b - 10. South Fork Long Canyon Creek - SFLC2.3 Rainbow Trout Spawning Habitat Exceedance Plots for All Water Years and each Water Year Type Separately (Wet, Above Normal, Below Normal, Dry, Critical). Hydrology Model Node 822.825 (Below Diversion).

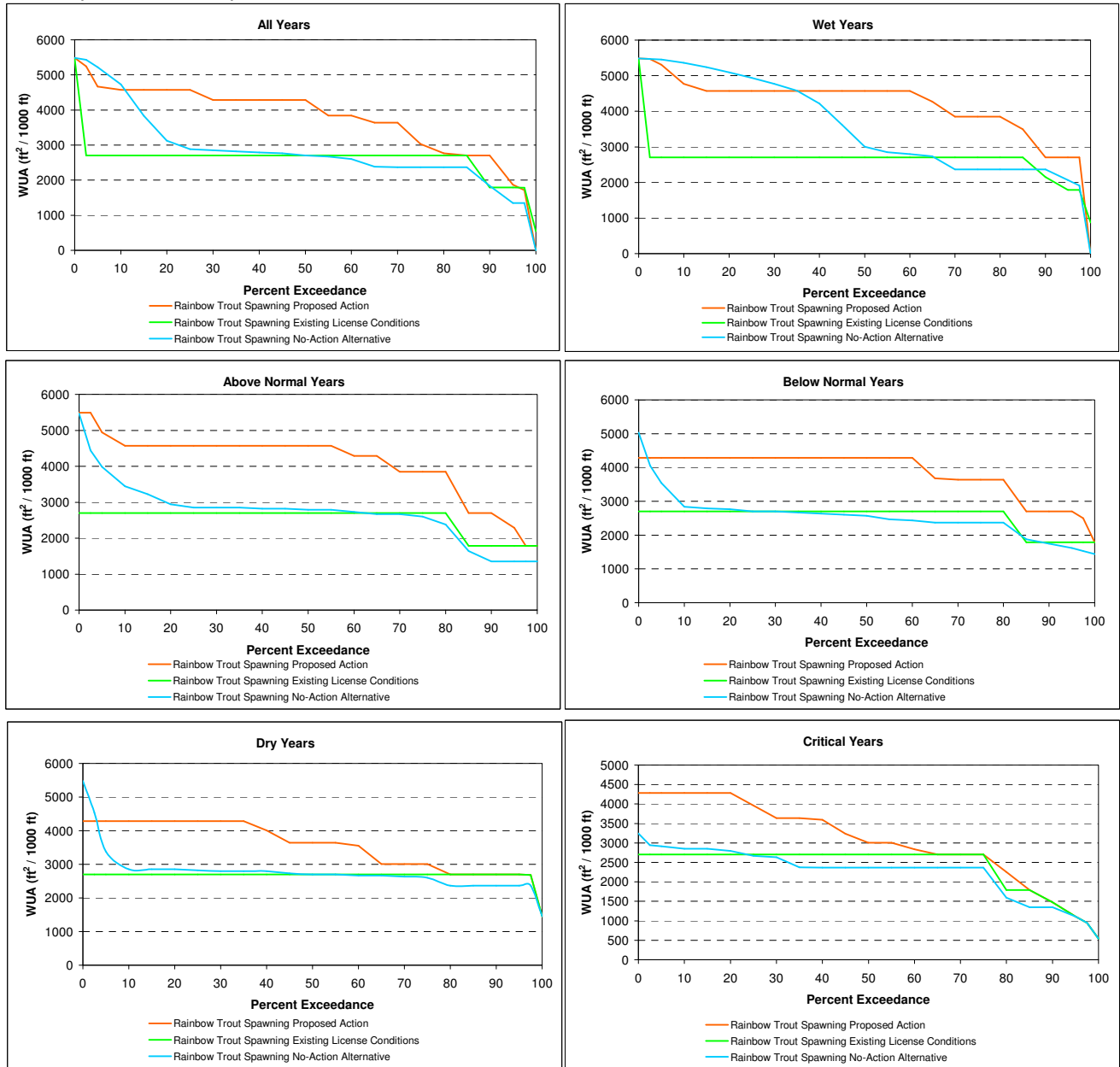


Figure C2b - 11. South Fork Long Canyon Creek - SFLC2.3 Rainbow Trout Small Stream Adult Summer Through Fall (June - October) Habitat Exceedance Plots for All Water Years and each Water Year Type Separately (Wet, Above Normal, Below Normal, Dry, Critical). Hydrology Model Node 822.825 (Below Diversion).

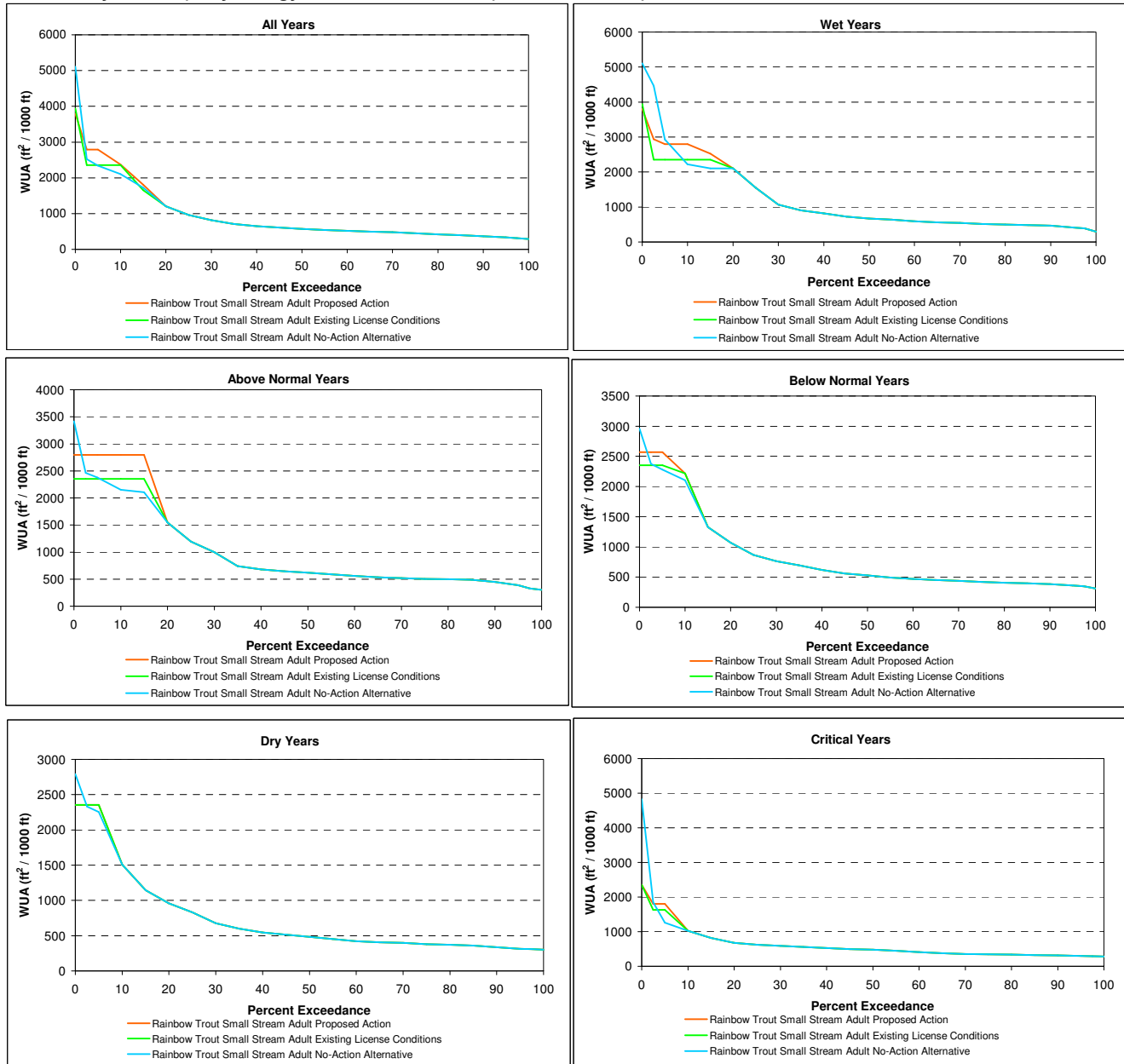


Figure C2b - 12. South Fork Long Canyon Creek - SFLC2.3 Rainbow Trout Small Stream Juvenile Summer Through Fall (June - October) Habitat Exceedance Plots for All Water Years and each Water Year Type Separately (Wet, Above Normal, Below Normal, Dry, Critical). Hydrology Model Node 822.825 (Below Diversion).

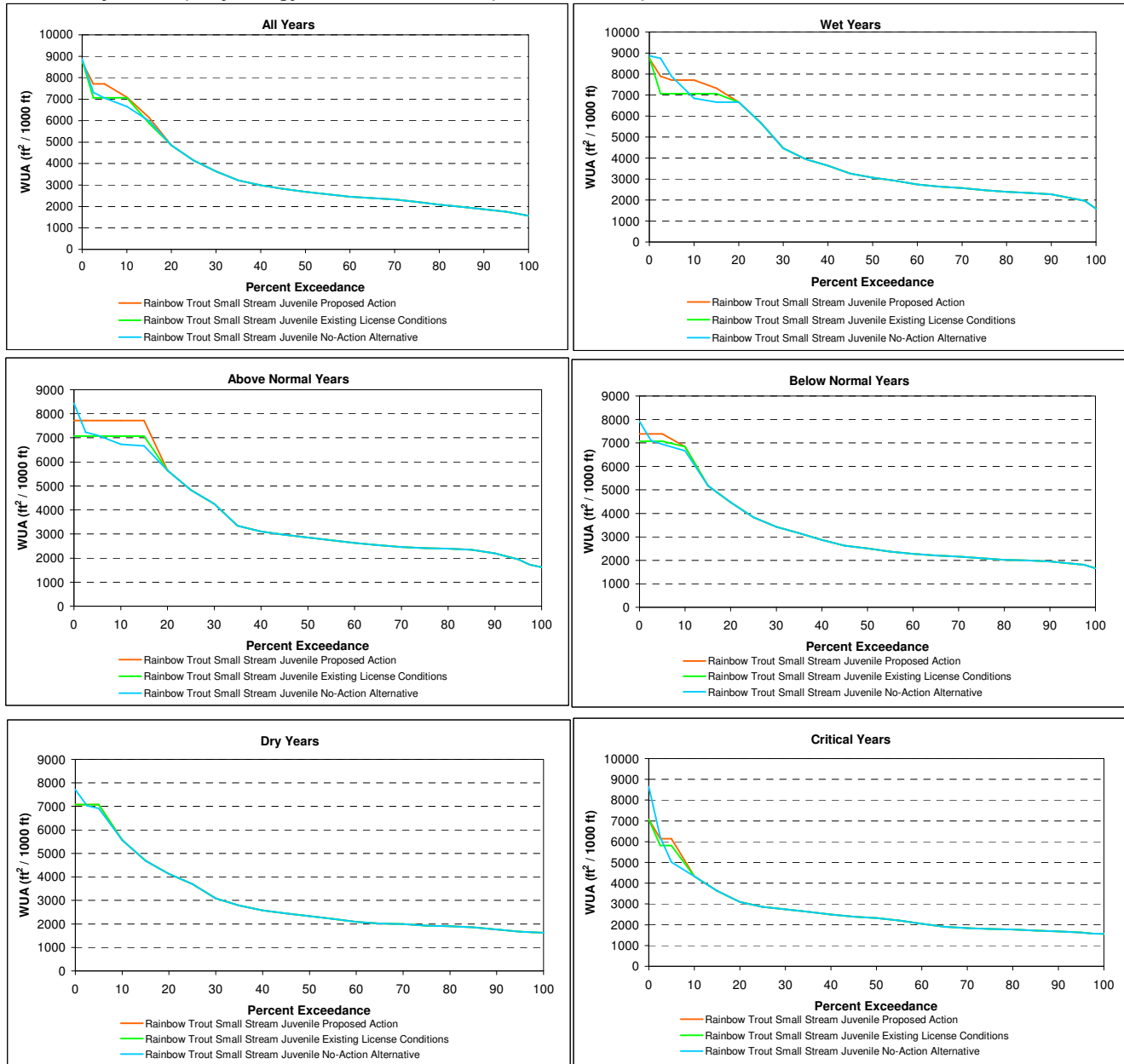


Figure C2b - 13. Long Canyon - LC9.0 Rainbow Trout Spawning Habitat Exceedance Plots for All Water Years and each Water Year Type Separately (Wet, Above Normal, Below Normal, Dry, Critical). Hydrology Model Node 825.828 (Top of Reach).

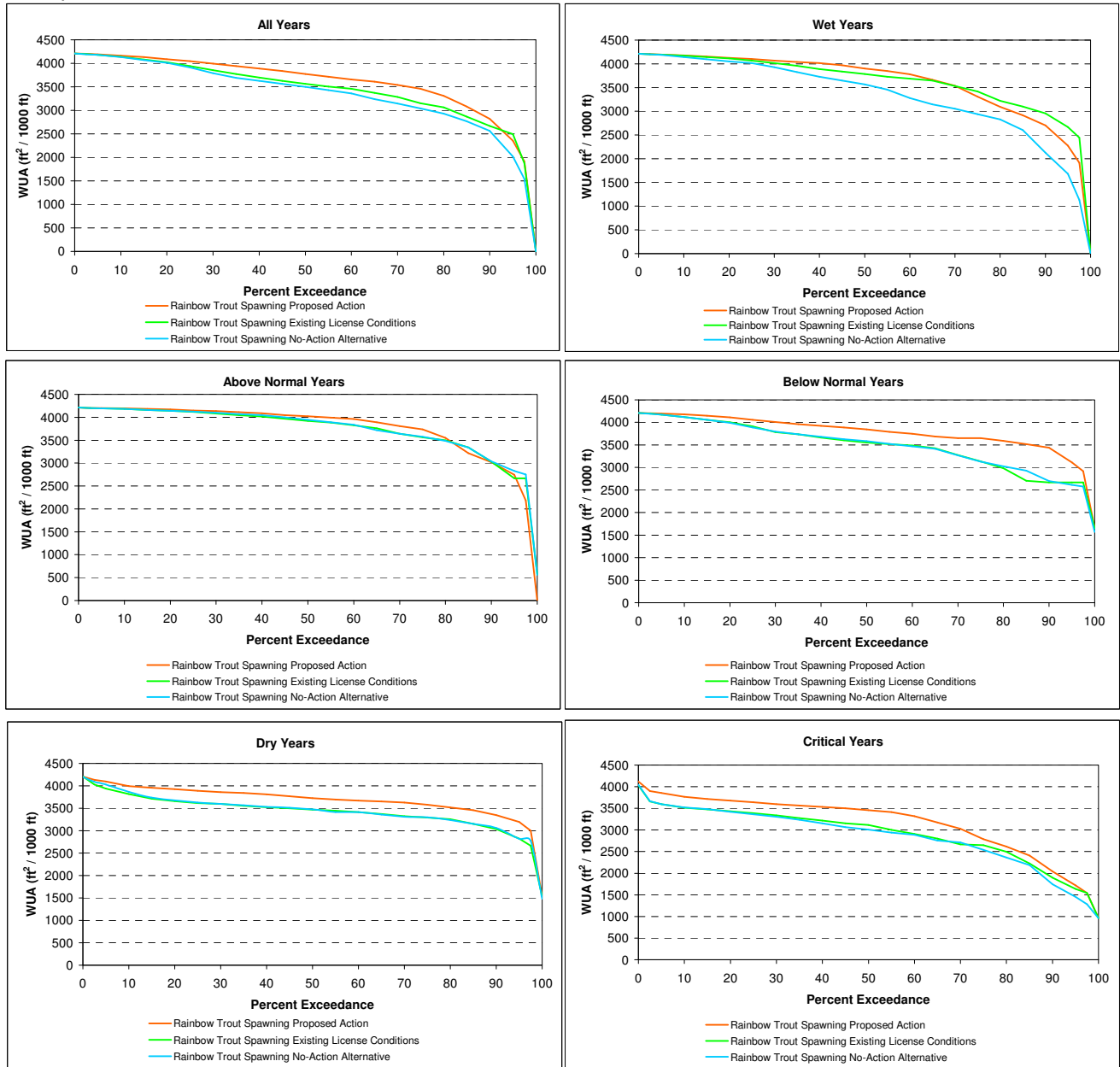


Figure C2b - 14. Long Canyon - LC9.0 Rainbow Trout Small Stream Adult Summer Through Fall (June - October) Habitat Exceedance Plots for All Water Years and each Water Year Type Separately (Wet, Above Normal, Below Normal, Dry, Critical). Hydrology Model Node 825.828 (Top of Reach).

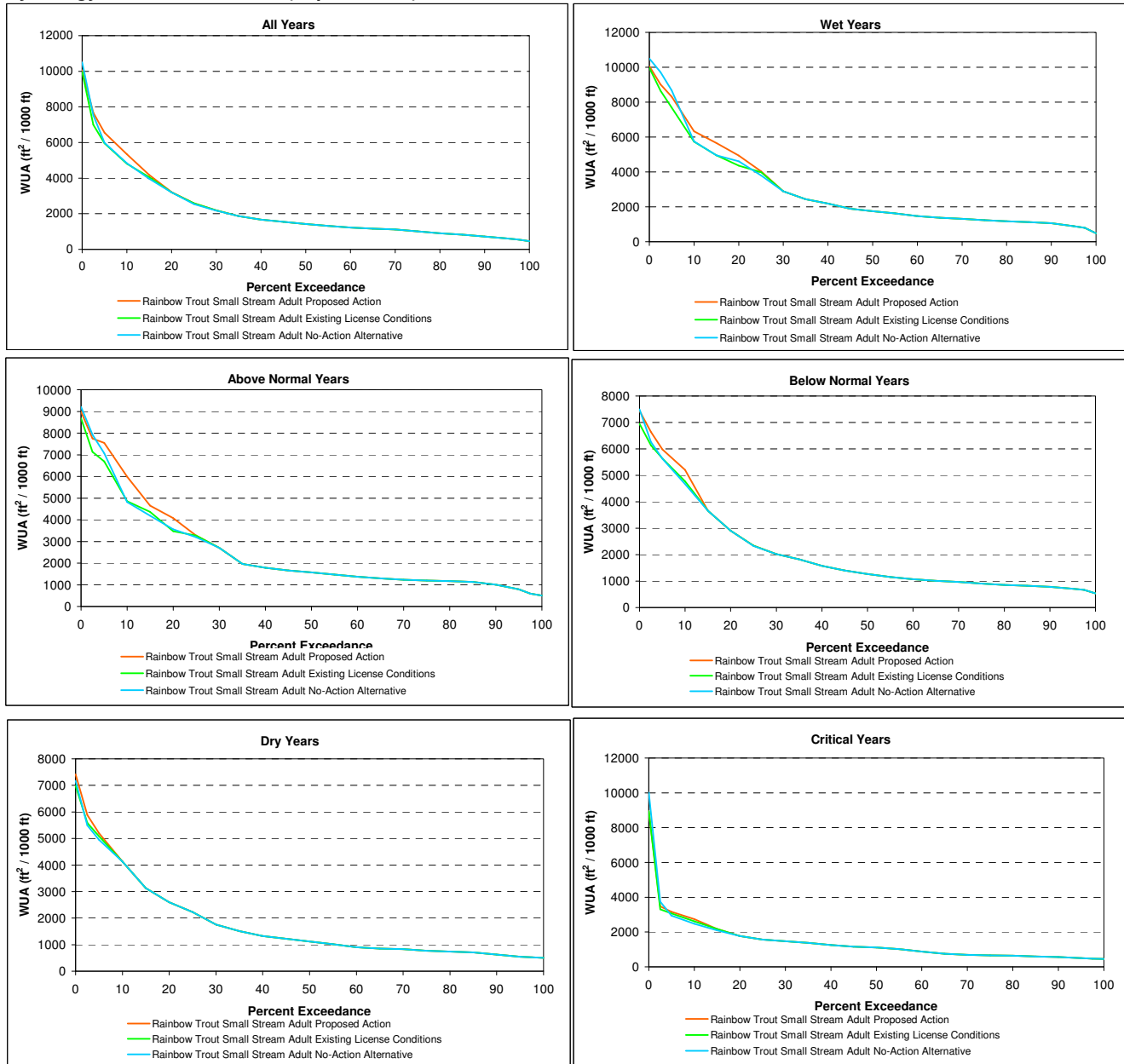


Figure C2b - 15. Long Canyon - LC9.0 Rainbow Trout Small Stream Juvenile Summer Through Fall (June - October) Habitat Exceedance Plots for All Water Years and each Water Year Type Separately (Wet, Above Normal, Below Normal, Dry, Critical). Hydrology Model Node 825.828 (Top of Reach).

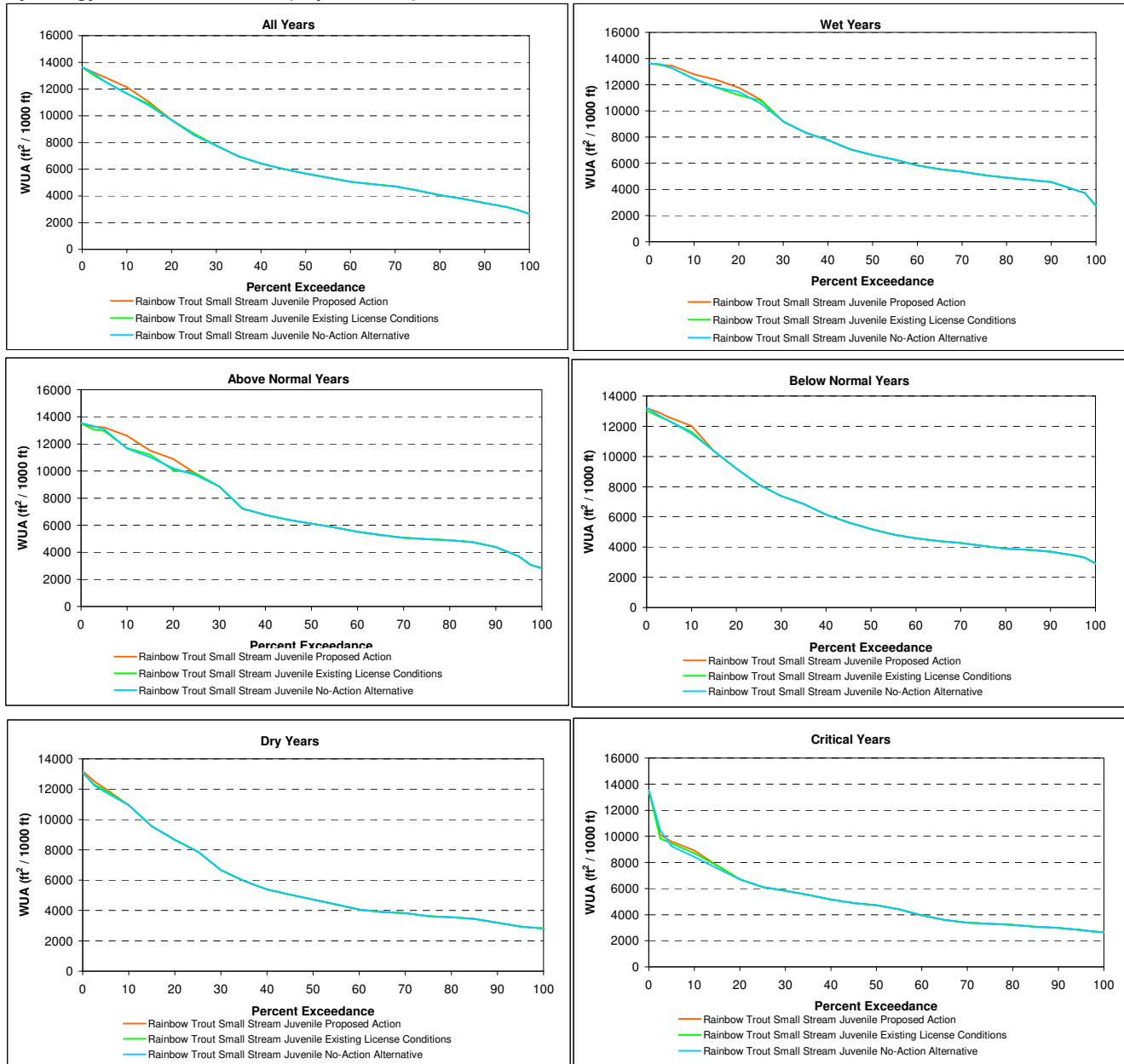


Figure C2b - 16. Long Canyon - LC9.0 Rainbow Trout Spawning Habitat Exceedance Plots for All Water Years and each Water Year Type Separately (Wet, Above Normal, Below Normal, Dry, Critical). Hydrology Model Node 830.842 (Bottom of Reach).

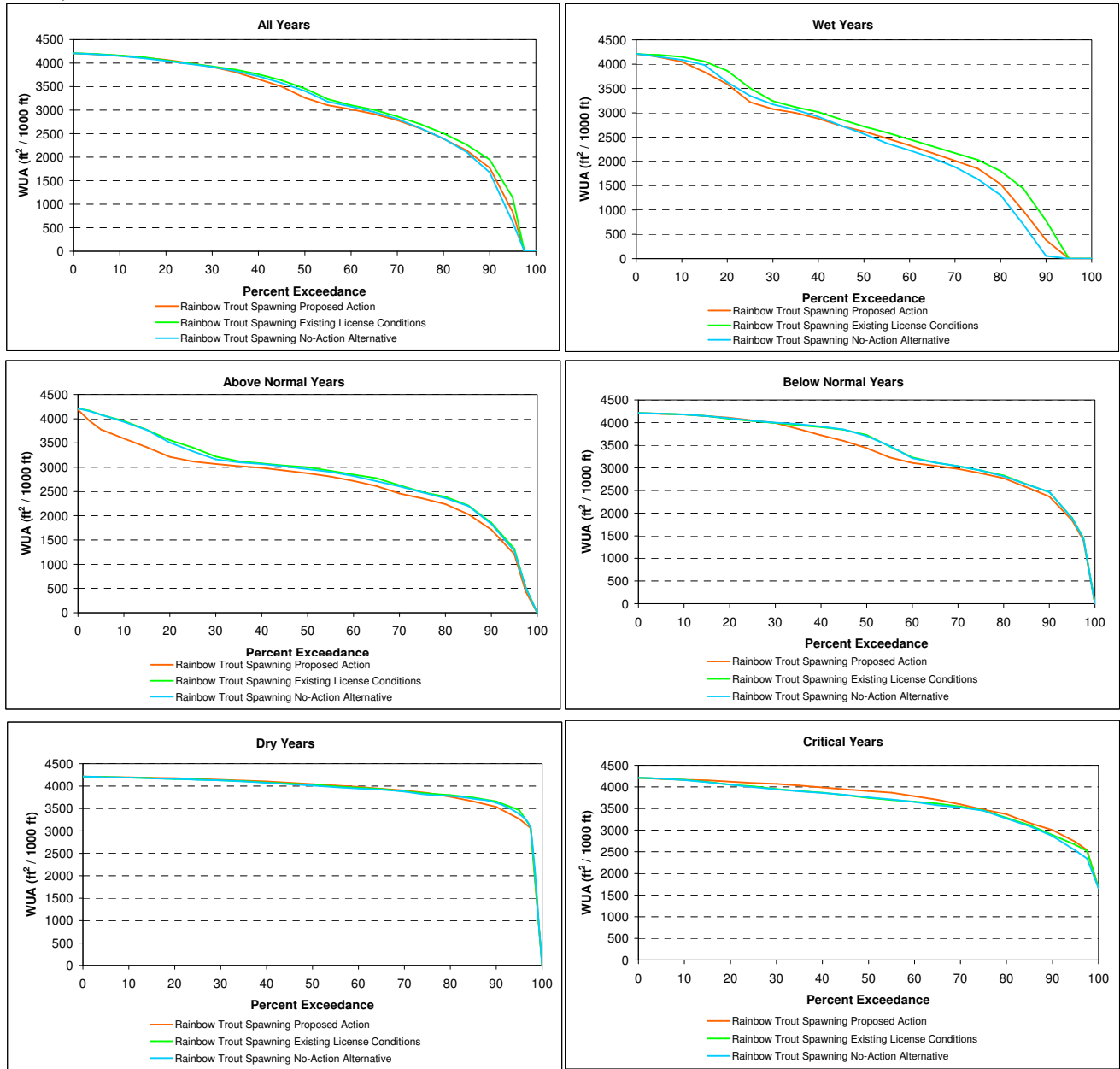


Figure C2b - 17. Long Canyon - LC9.0 Rainbow Trout Small Stream Adult Summer Through Fall (June - October) Habitat Exceedance Plots for All Water Years and each Water Year Type Separately (Wet, Above Normal, Below Normal, Dry, Critical). Hydrology Model Node 830.842 (Bottom of Reach).

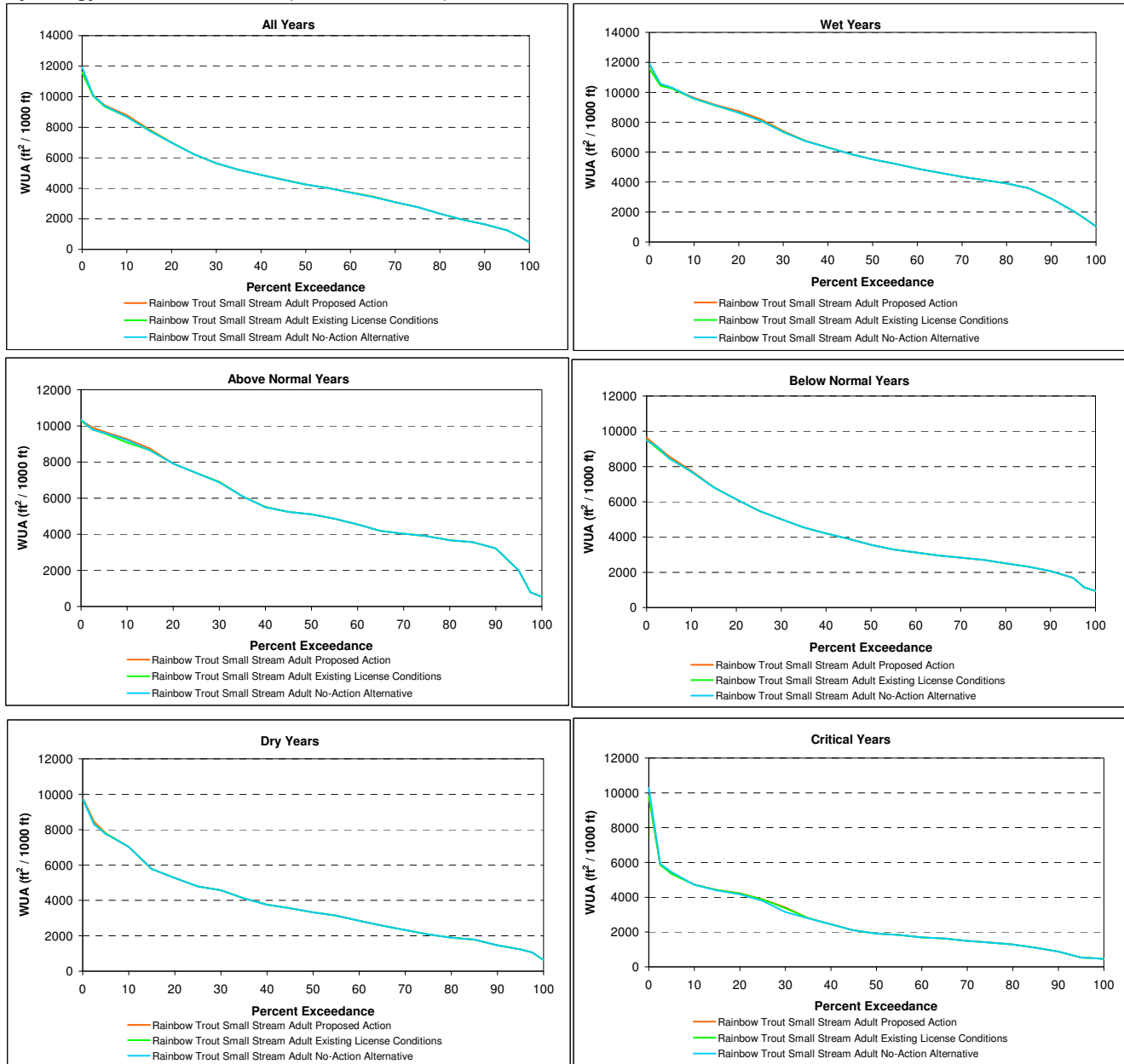


Figure C2b - 18. Long Canyon - LC9.0 Rainbow Trout Small Stream Juvenile Summer Through Fall (June - October) Habitat Exceedance Plots for All Water Years and each Water Year Type Separately (Wet, Above Normal, Below Normal, Dry, Critical). Hydrology Model Node 830.842 (Bottom of Reach).

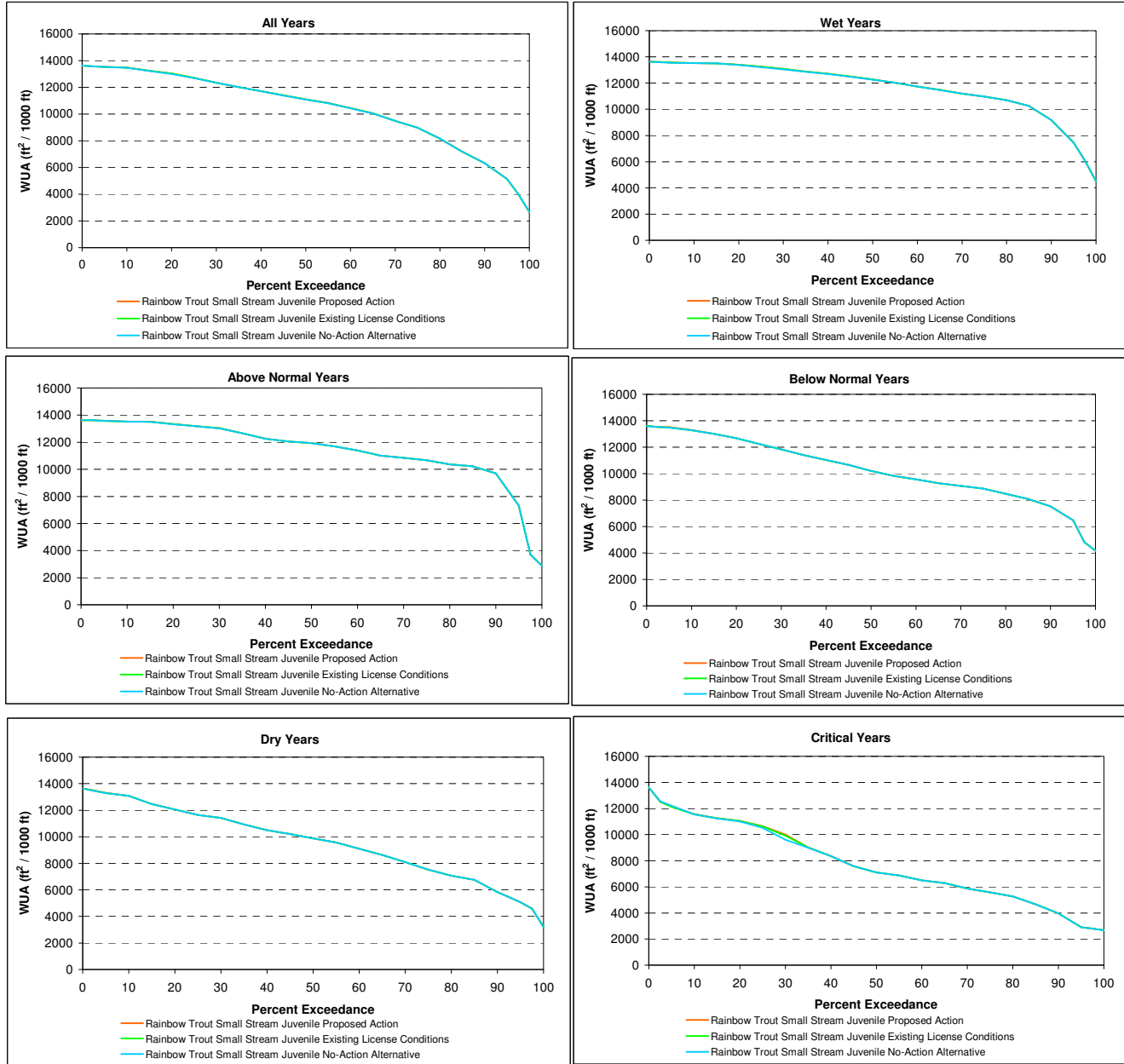


Figure C2b - 19. Middle Fork of the American River - MF44.7 Rainbow Trout Spawning Habitat Exceedance Plots for All Water Years and each Water Year Type Separately (Wet, Above Normal, Below Normal, Dry, Critical). Hydrology Model Node 530.802 (Top of Reach).

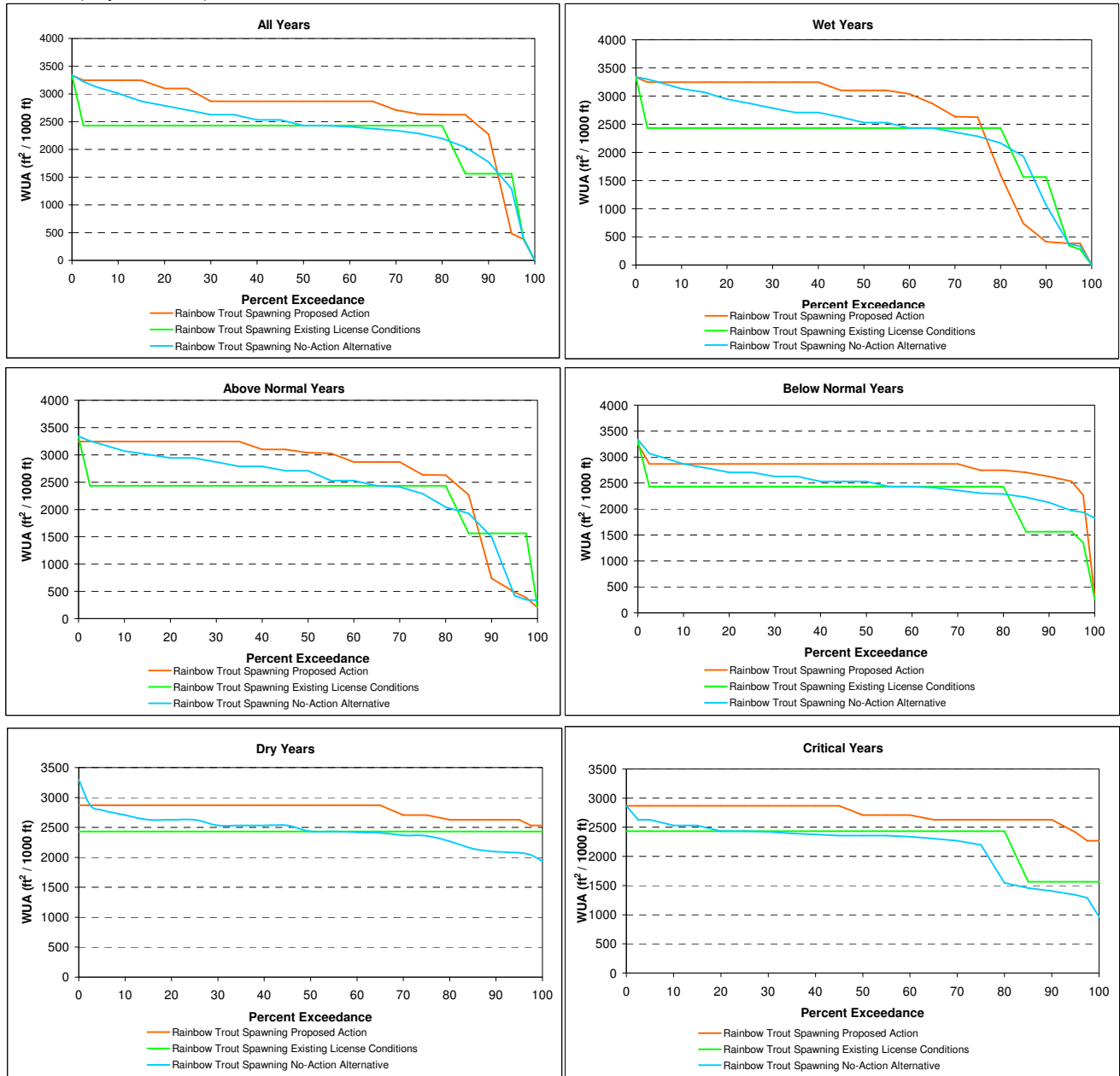


Figure C2b - 20. Middle Fork of the American River - MF44.7 Rainbow Trout Large Stream Adult Summer Through Fall (June - October) Habitat Exceedance Plots for All Water Years and each Water Year Type Separately (Wet, Above Normal, Below Normal, Dry, Critical). Hydrology Model Node 530.802 (Top of Reach).

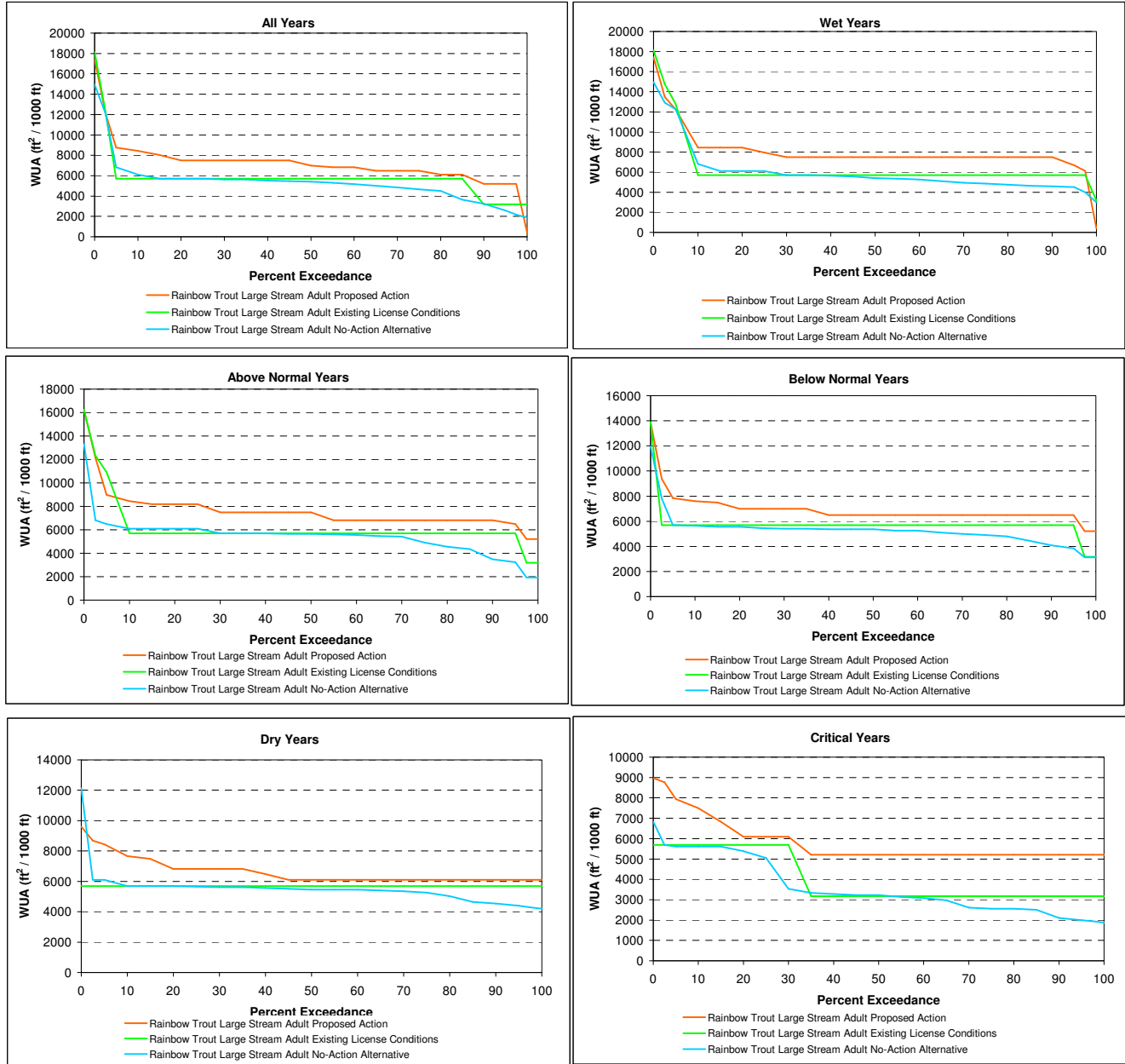


Figure C2b - 21. Middle Fork of the American River - MF44.7 Rainbow Trout Large Stream Juvenile Summer Through Fall (June - October) Habitat Exceedance Plots for All Water Years and each Water Year Type Separately (Wet, Above Normal, Below Normal, Dry, Critical). Hydrology Model Node 530.802 (Top of Reach).

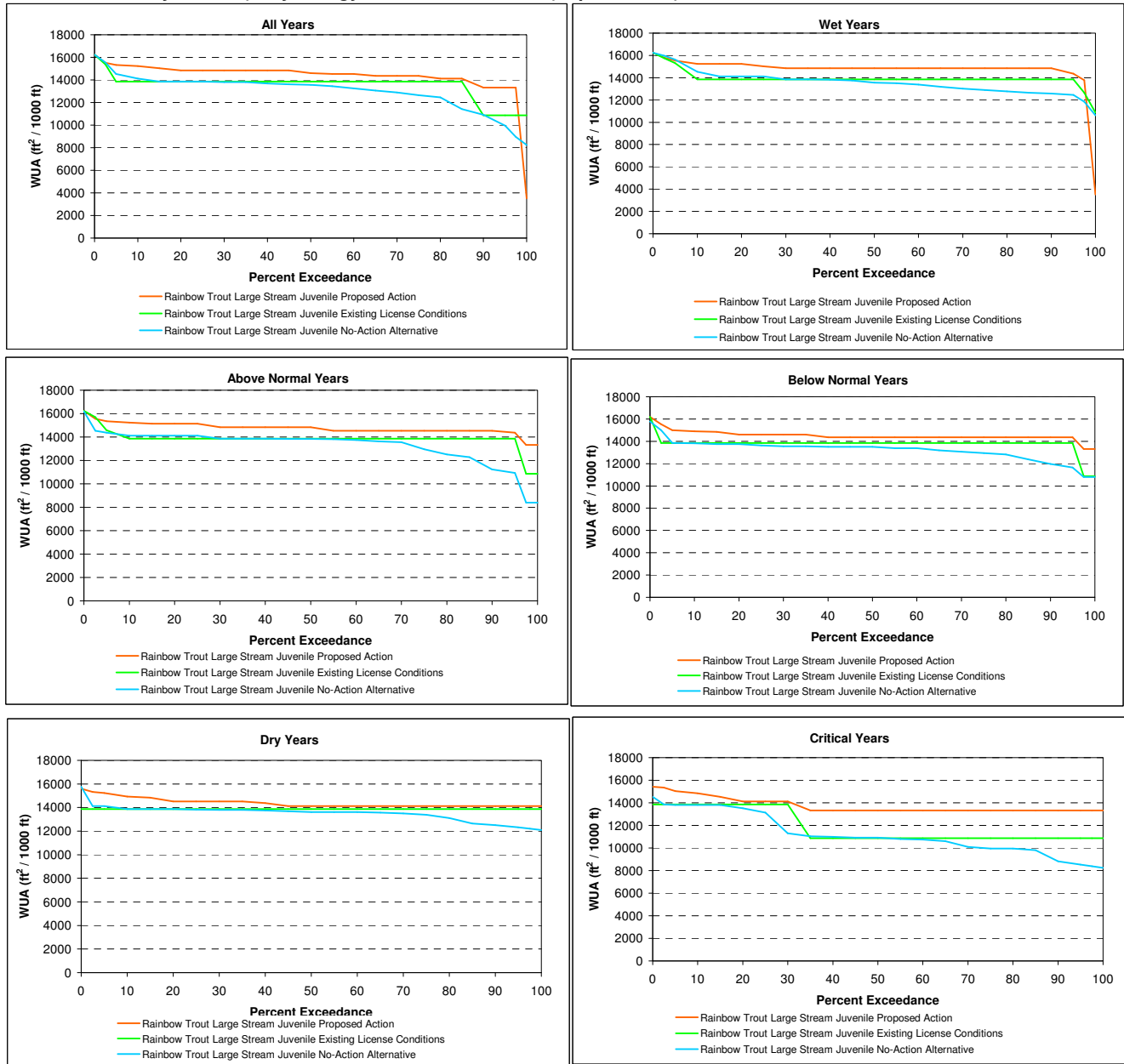


Figure C2b - 22. Middle Fork of the American River - MF44.7 Rainbow Trout Spawning Habitat Exceedance Plots for All Water Years and each Water Year Type Separately (Wet, Above Normal, Below Normal, Dry, Critical). Hydrology Model Node 802.806+806ACC (Bottom of Reach).

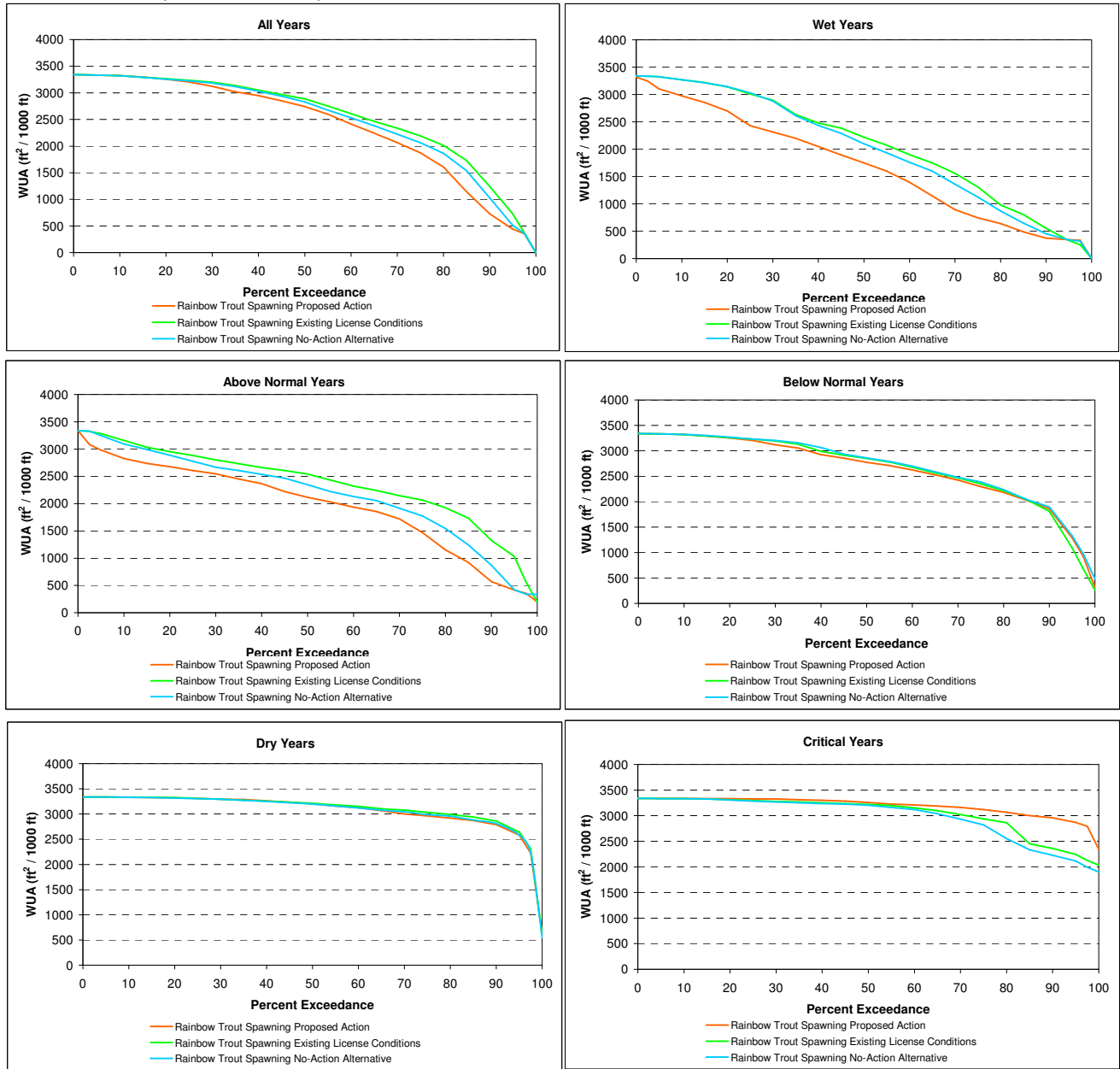


Figure C2b - 23. Middle Fork of the American River - MF44.7 Rainbow Trout Large Stream Adult Summer Through Fall (June - October) Habitat Exceedance Plots for All Water Years and each Water Year Type Separately (Wet, Above Normal, Below Normal, Dry, Critical). Hydrology Model Node 802.806+806ACC (Bottom of Reach).

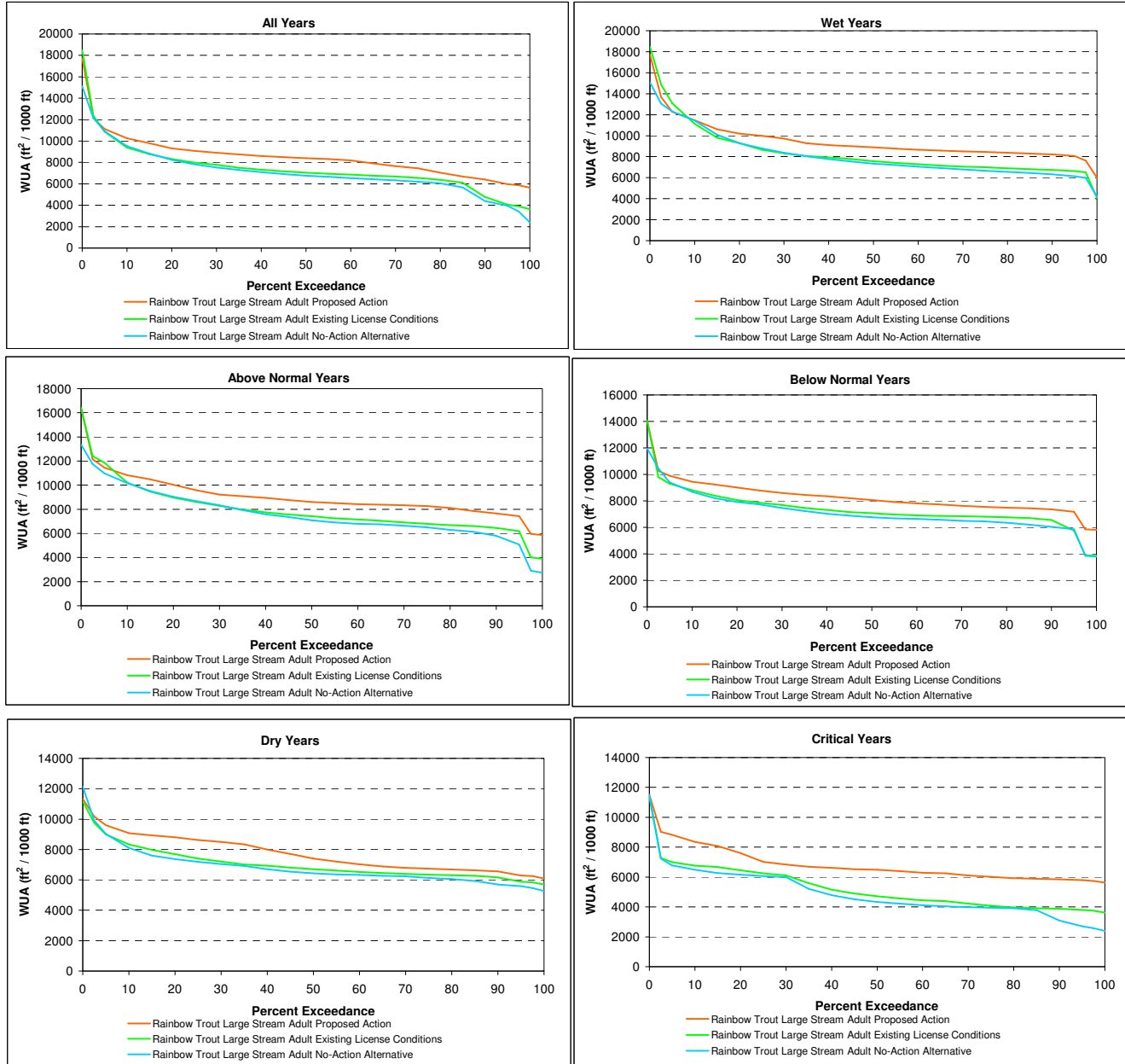


Figure C2b - 24. Middle Fork of the American River - MF44.7 Rainbow Trout Large Stream Juvenile Summer Through Fall (June - October) Habitat Exceedance Plots for All Water Years and each Water Year Type Separately (Wet, Above Normal, Below Normal, Dry, Critical). Hydrology Model Node 802.806+806ACC (Bottom of Reach).

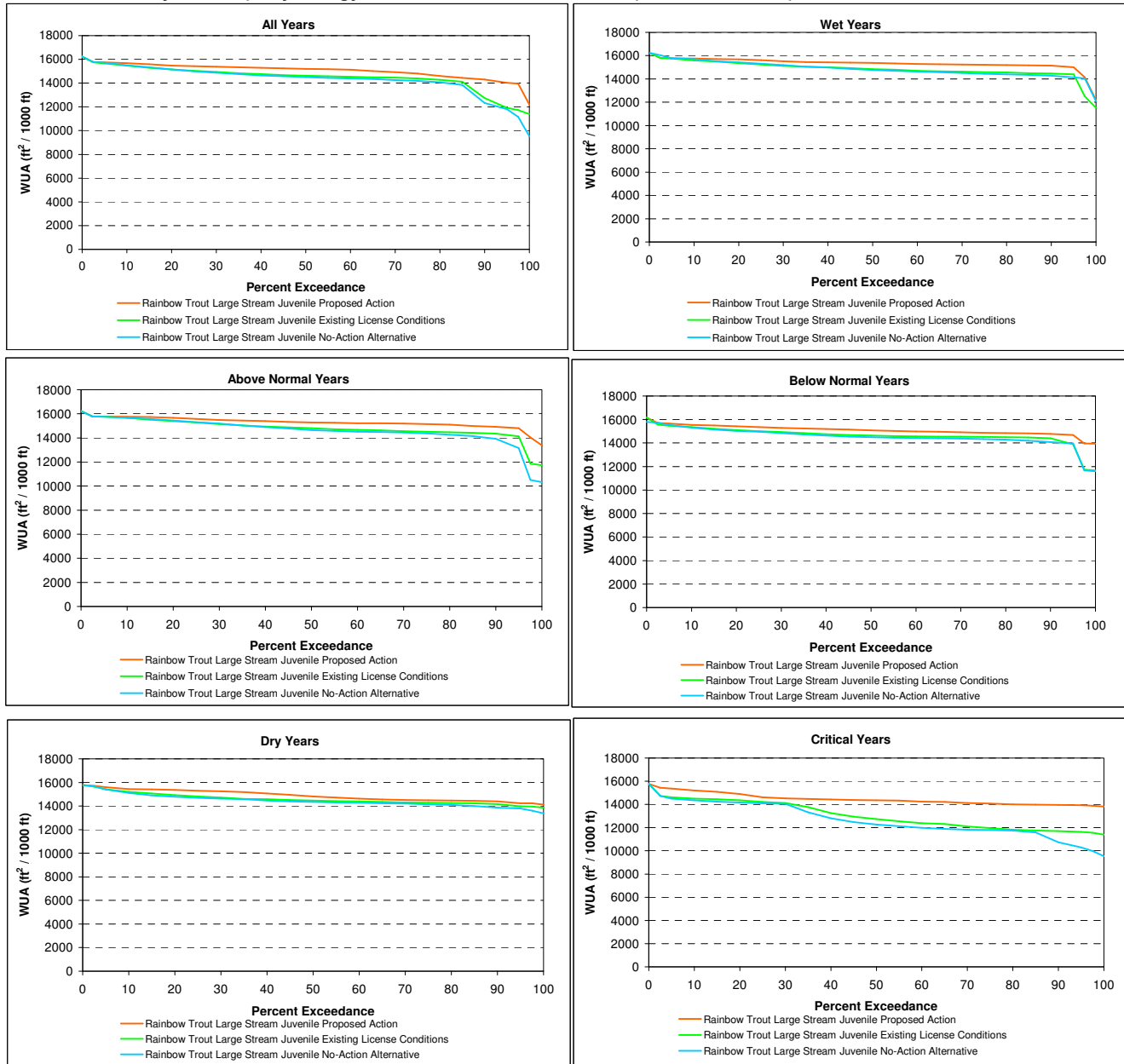


Figure C2b - 25. Middle Fork of the American River - MF36.2 Rainbow Trout Spawning Habitat Exceedance Plots for All Water Years and each Water Year Type Separately (Wet, Above Normal, Below Normal, Dry, Critical). Hydrology Model Node 806.810 (Top of Reach).

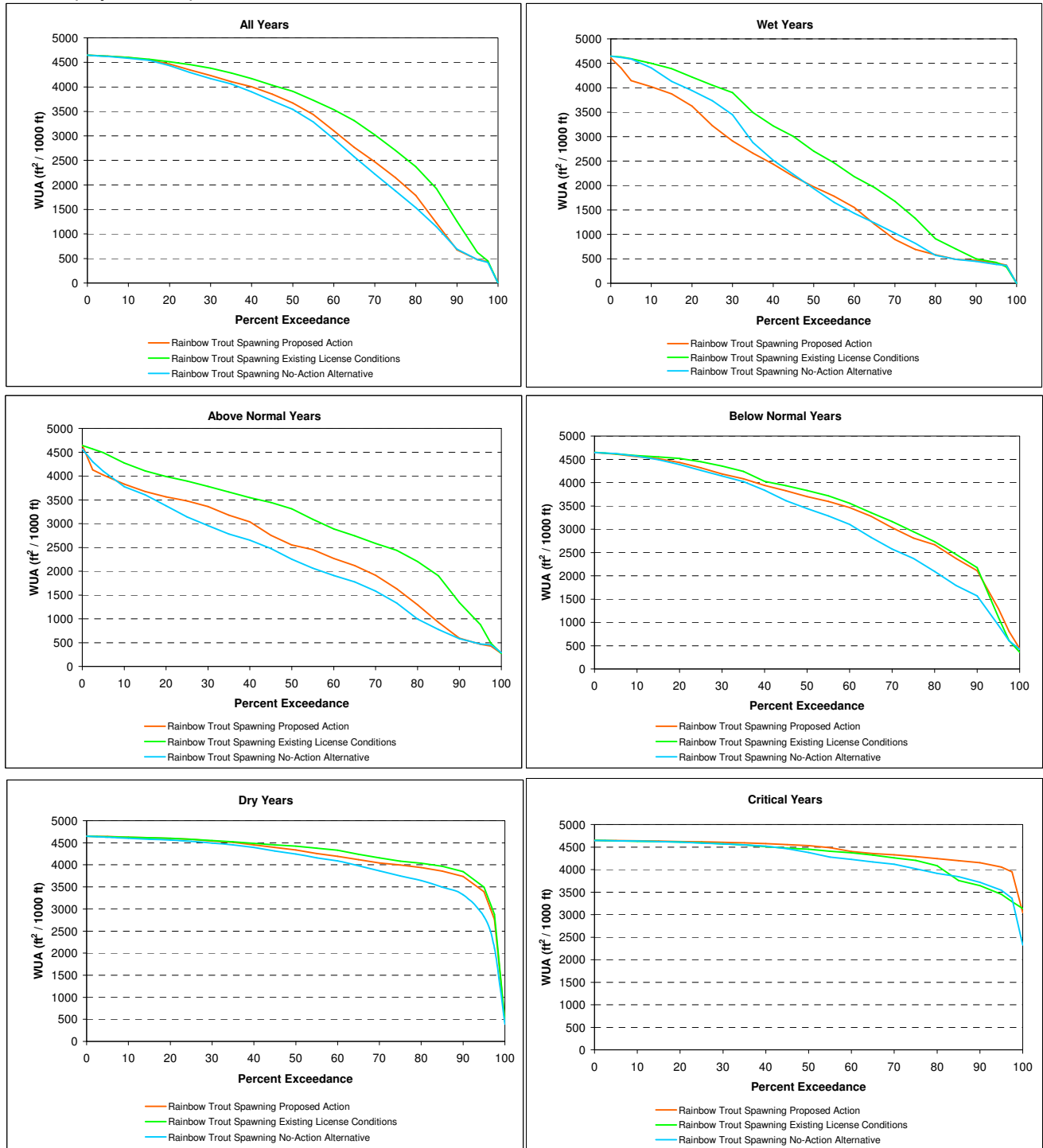


Figure C2b - 26. Middle Fork of the American River - MF36.2 Rainbow Trout Large Stream Adult Summer Through Fall (June - October) Habitat Exceedance Plots for All Water Years and each Water Year Type Separately (Wet, Above Normal, Below Normal, Dry, Critical). Hydrology Model Node 806.810 (Top of Reach).

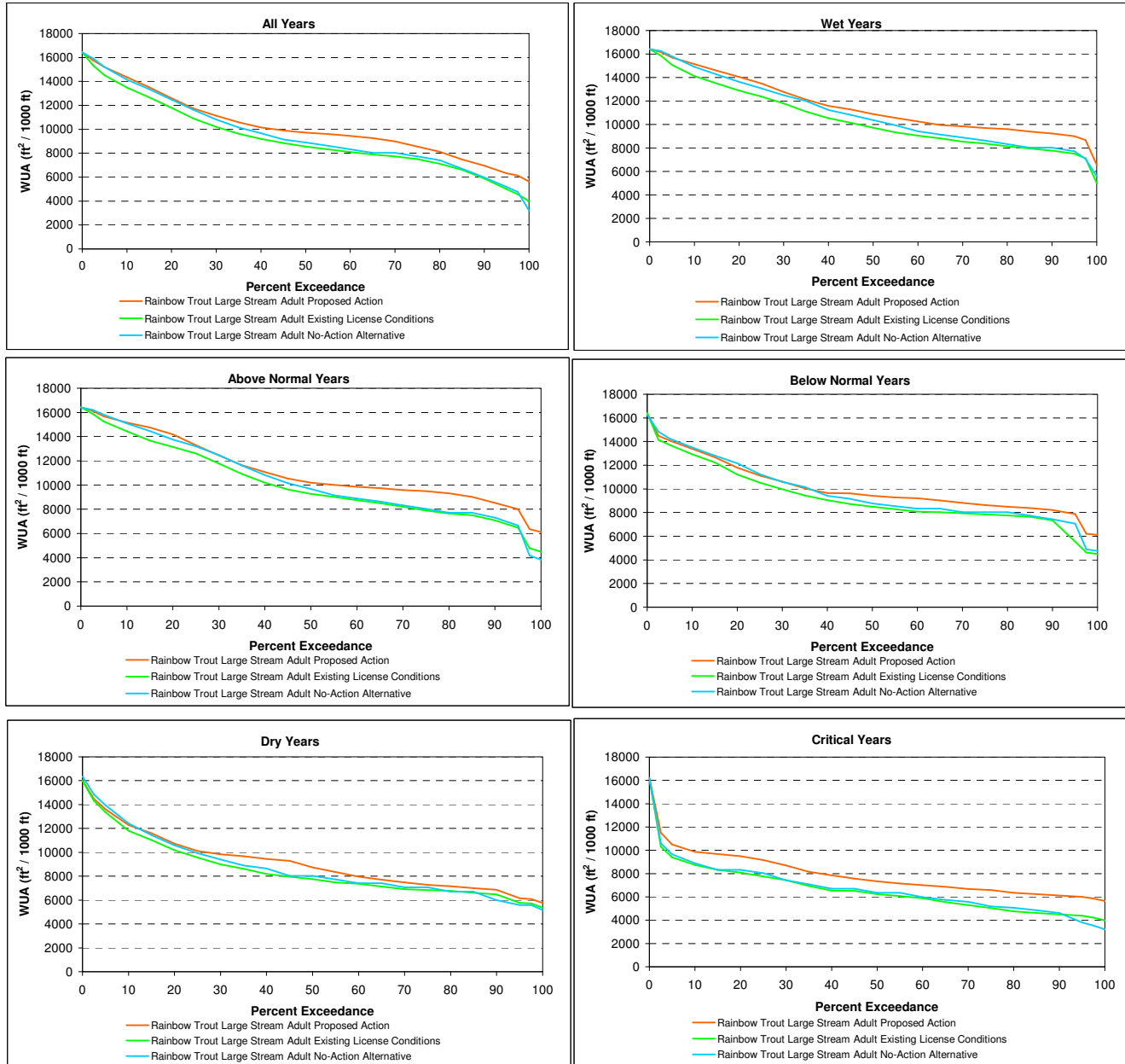


Figure C2b - 27. Middle Fork of the American River - MF36.2 Rainbow Trout Large Stream Juvenile Summer Through Fall (June - October) Habitat Exceedance Plots for All Water Years and each Water Year Type Separately (Wet, Above Normal, Below Normal, Dry, Critical). Hydrology Model Node 806.810 (Top of Reach).

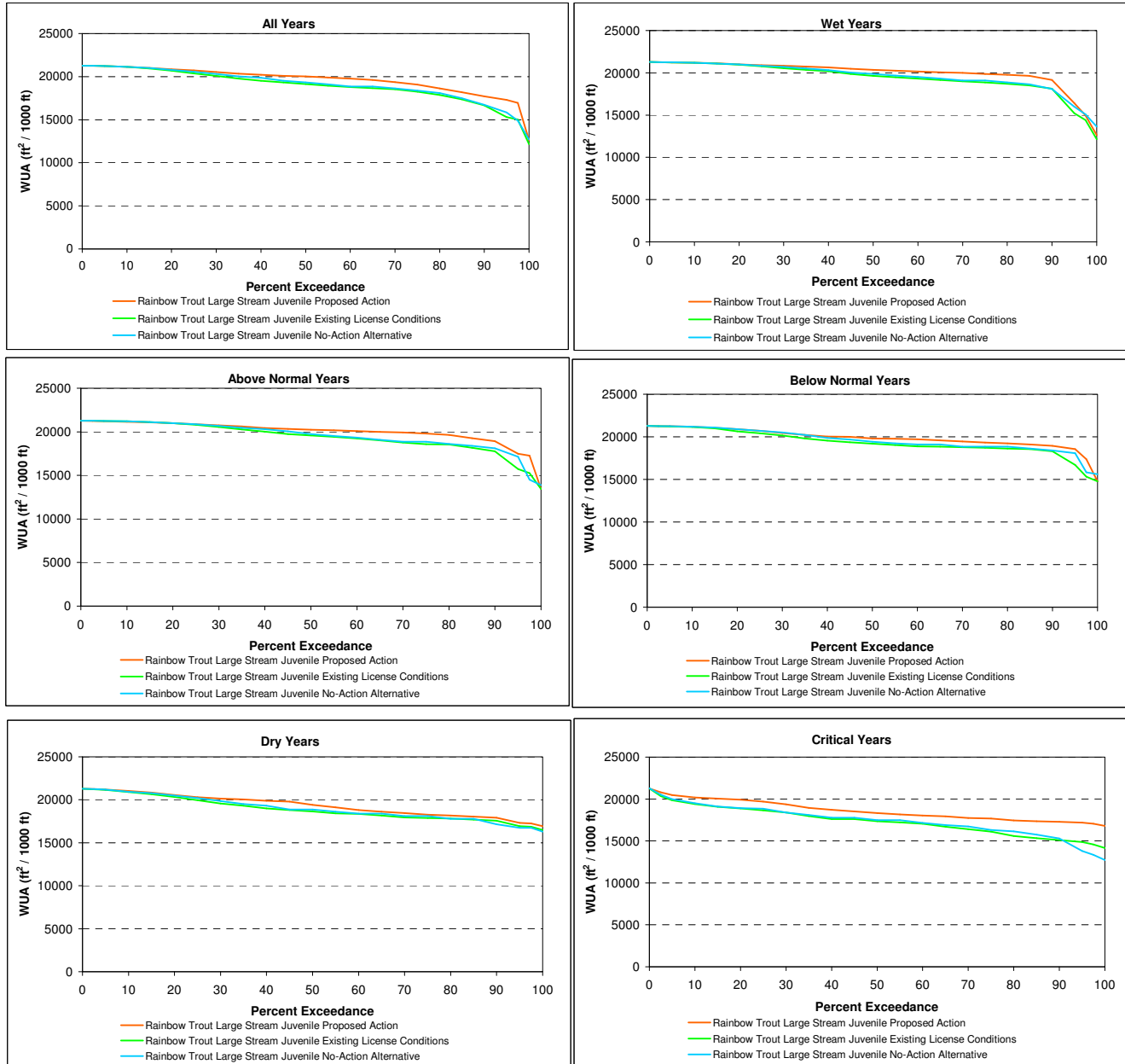


Figure C2b - 28. Middle Fork American River - MF36.2 Rainbow Trout Spawning Habitat Exceedance Plots for All Water Years and each Water Year Type Separately (Wet, Above Normal, Below Normal, Dry, Critical). Hydrology Model Node 806.810+810ACC (Bottom of Reach).

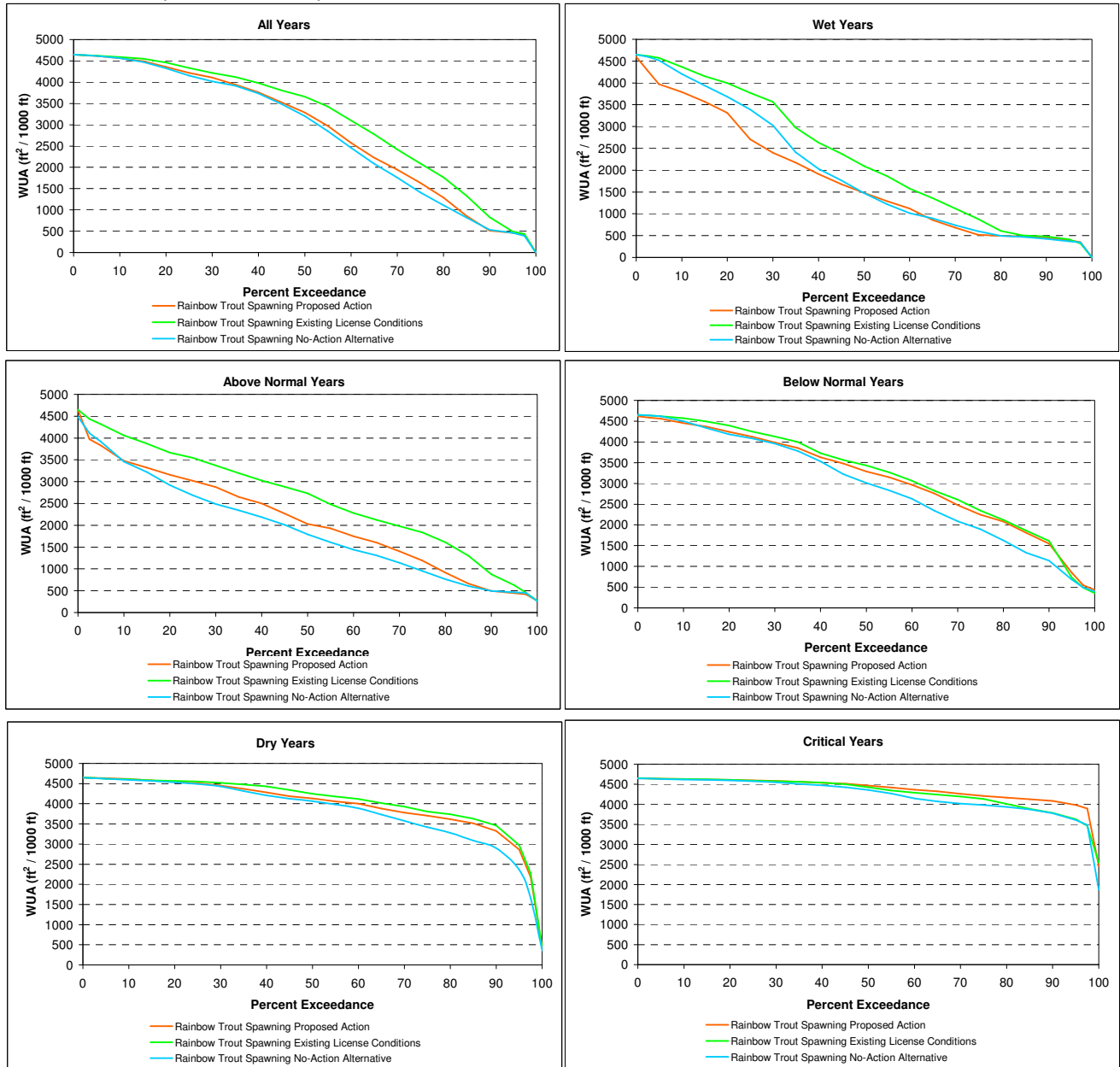


Figure C2b - 29. Middle Fork American River - MF36.2 Rainbow Trout Large Stream Adult Summer Through Fall (June - October) Habitat Exceedance Plots for All Water Years and each Water Year Type Separately (Wet, Above Normal, Below Normal, Dry, Critical). Hydrology Model Node 806.810+810ACC (Bottom of Reach).

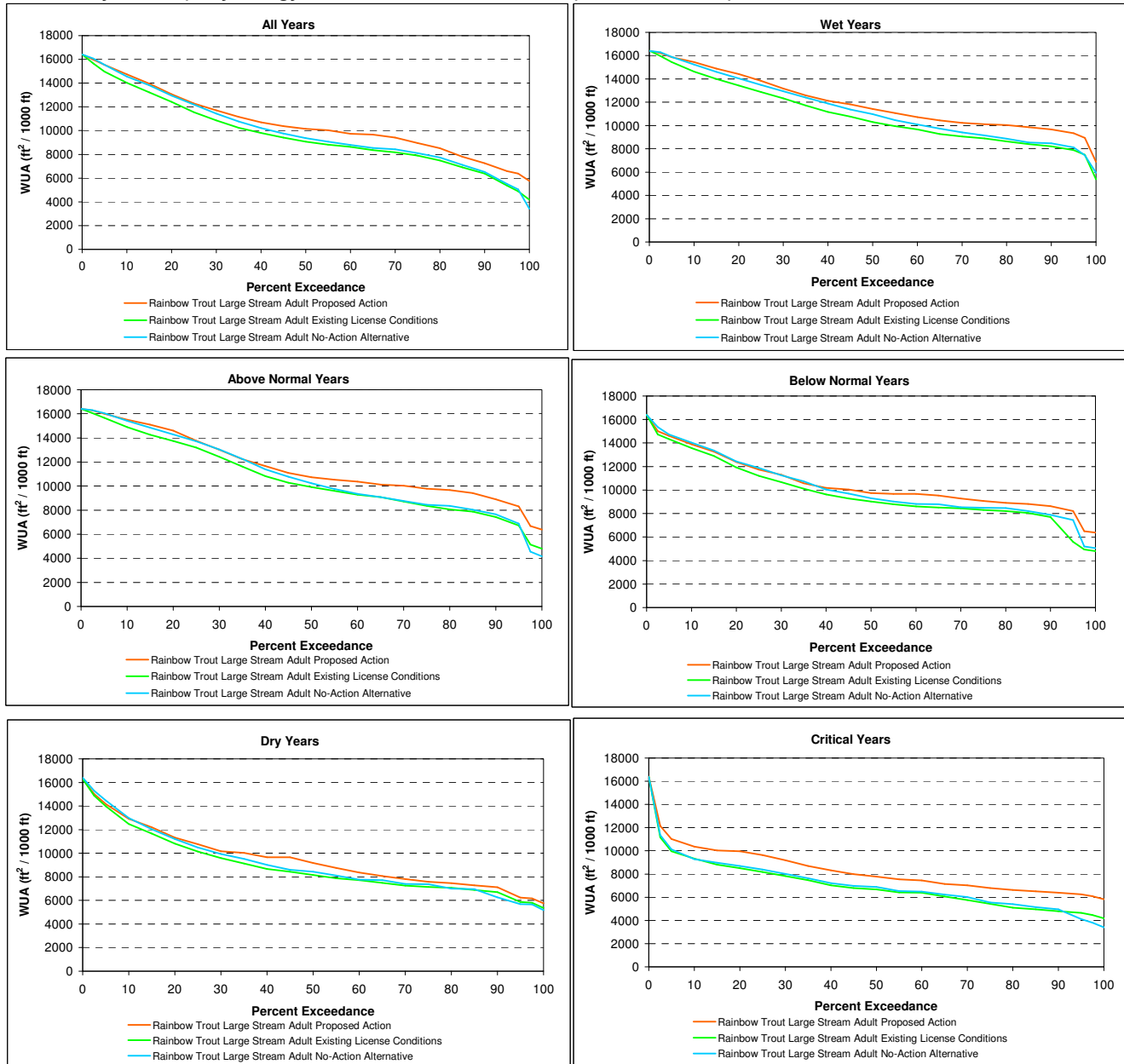


Figure C2b - 30. Middle Fork American River - MF36.2 Rainbow Trout Large Stream Juvenile Summer Through Fall (June - October) Habitat Exceedance Plots for All Water Years and each Water Year Type Separately (Wet, Above Normal, Below Normal, Dry, Critical). Hydrology Model Node 806.810+810ACC (Bottom of Reach).

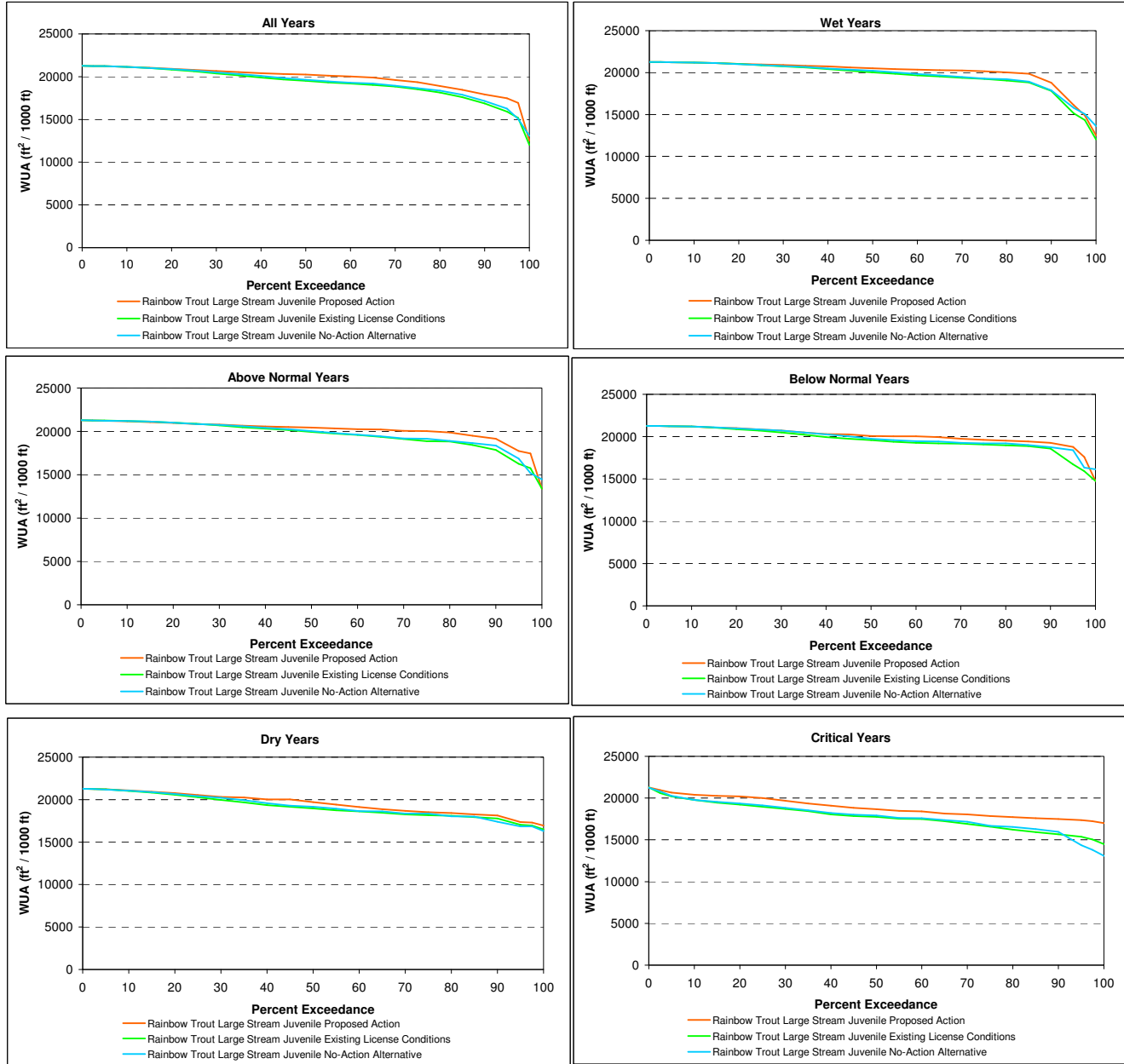


Figure C2b - 31. Middle Fork of the American River - MF26.2 Rainbow Trout Spawning Habitat Exceedance Plots for All Water Years and each Water Year Type Separately (Wet, Above Normal, Below Normal, Dry, Critical). Hydrology Model Node 810.812 (Top of Reach).

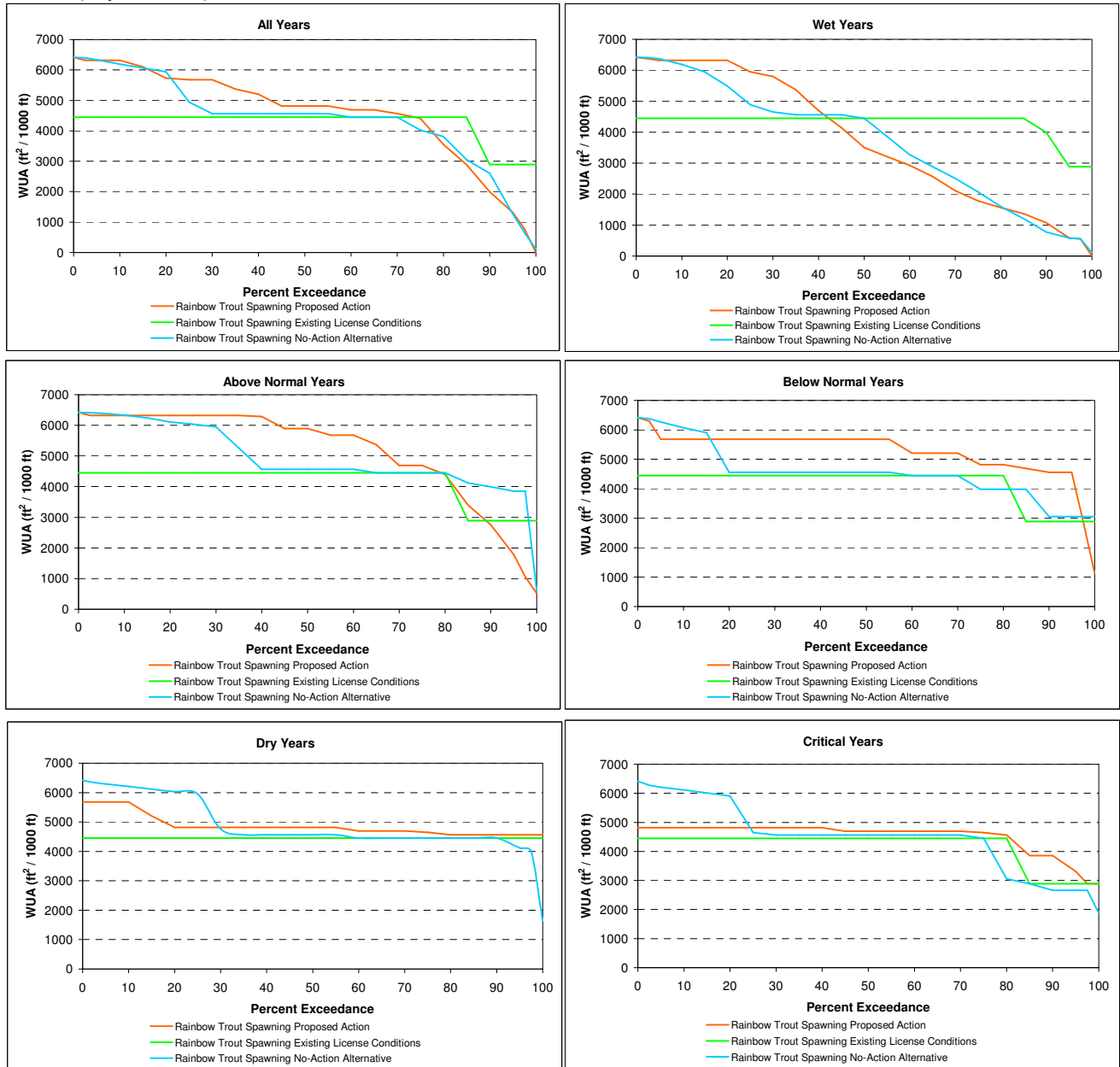


Figure C2b - 32. Middle Fork of the American River - MF26.2 Foothill Yellow-Legged Frog Breeding Habitat Exceedance Plots for All Water Years and each Water Year Type Separately (Wet, Above Normal, Below Normal, Dry, Critical). Hydrology Model Node 810.812 (Top of Reach).

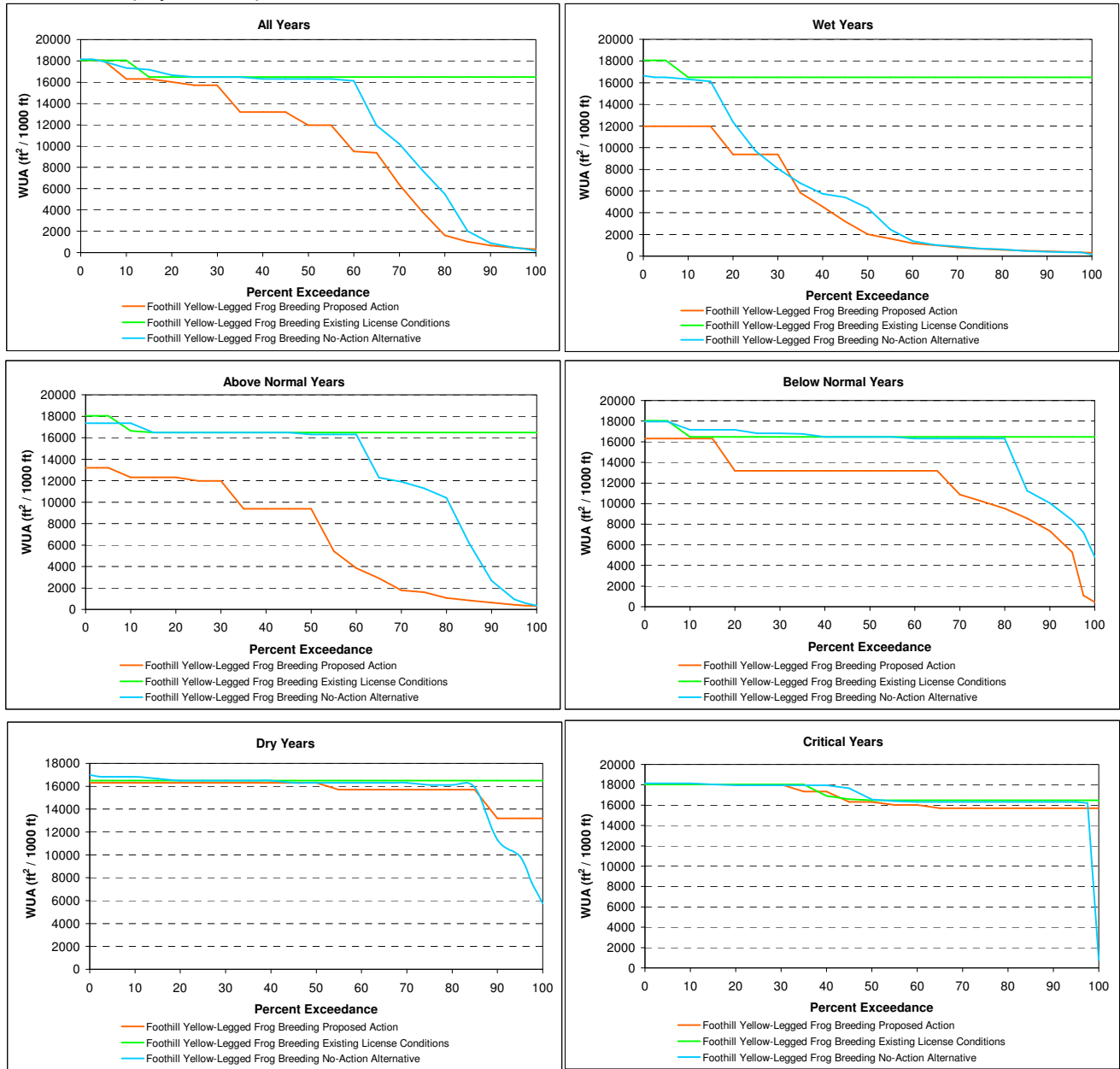


Figure C2b - 33. Middle Fork of the American River - MF26.2 Rainbow Trout Large Stream Adult Summer Through Fall (June - October) Habitat Exceedance Plots for All Water Years and each Water Year Type Separately (Wet, Above Normal, Below Normal, Dry, Critical). Hydrology Model Node 810.812 (Top of Reach).

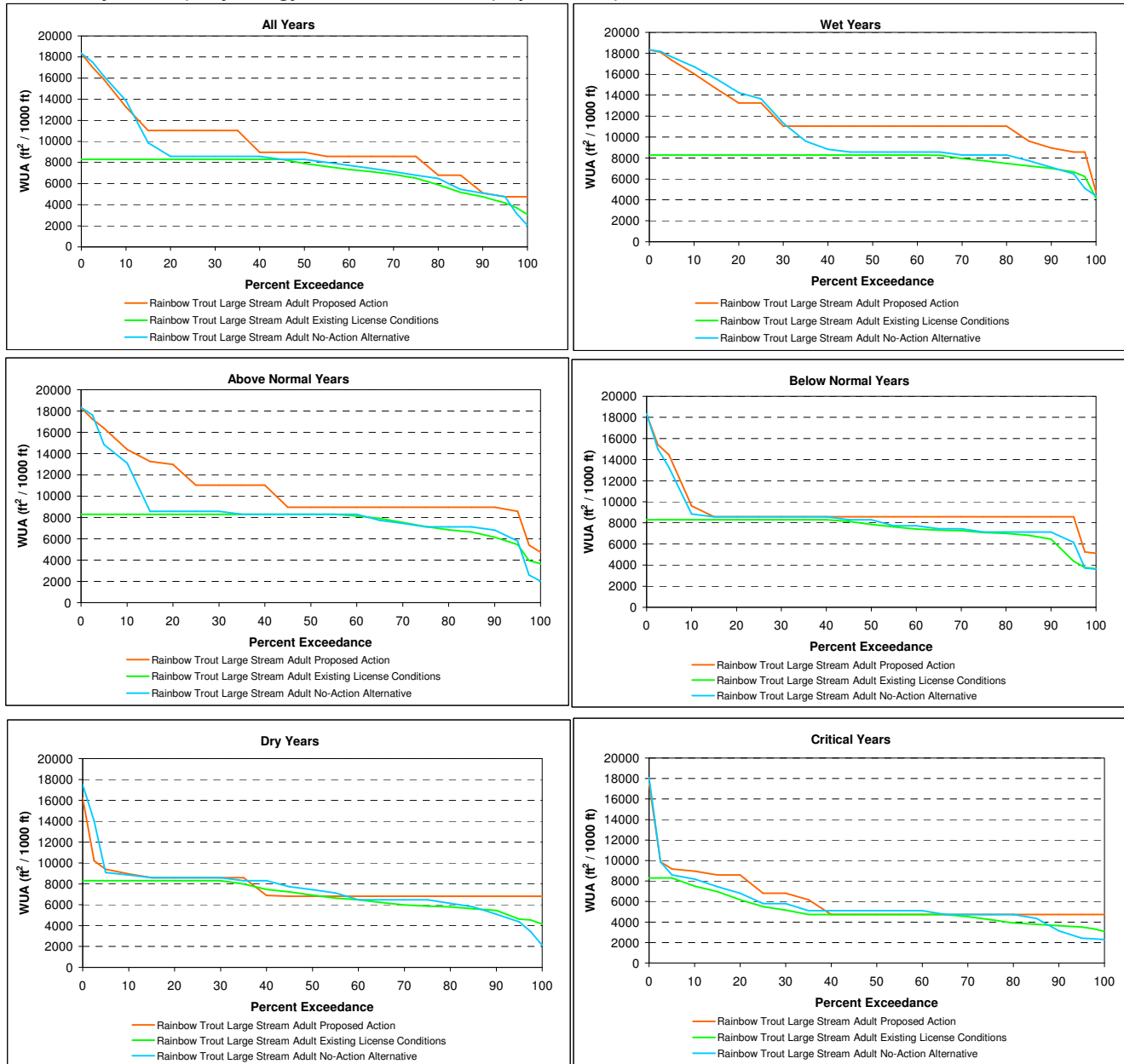


Figure C2b - 34. Middle Fork of the American River - MF26.2 Rainbow Trout Large Stream Juvenile Summer Through Fall (June - October) Habitat Exceedance Plots for All Water Years and each Water Year Type Separately (Wet, Above Normal, Below Normal, Dry, Critical). Hydrology Model Node 810.812 (Top of Reach).

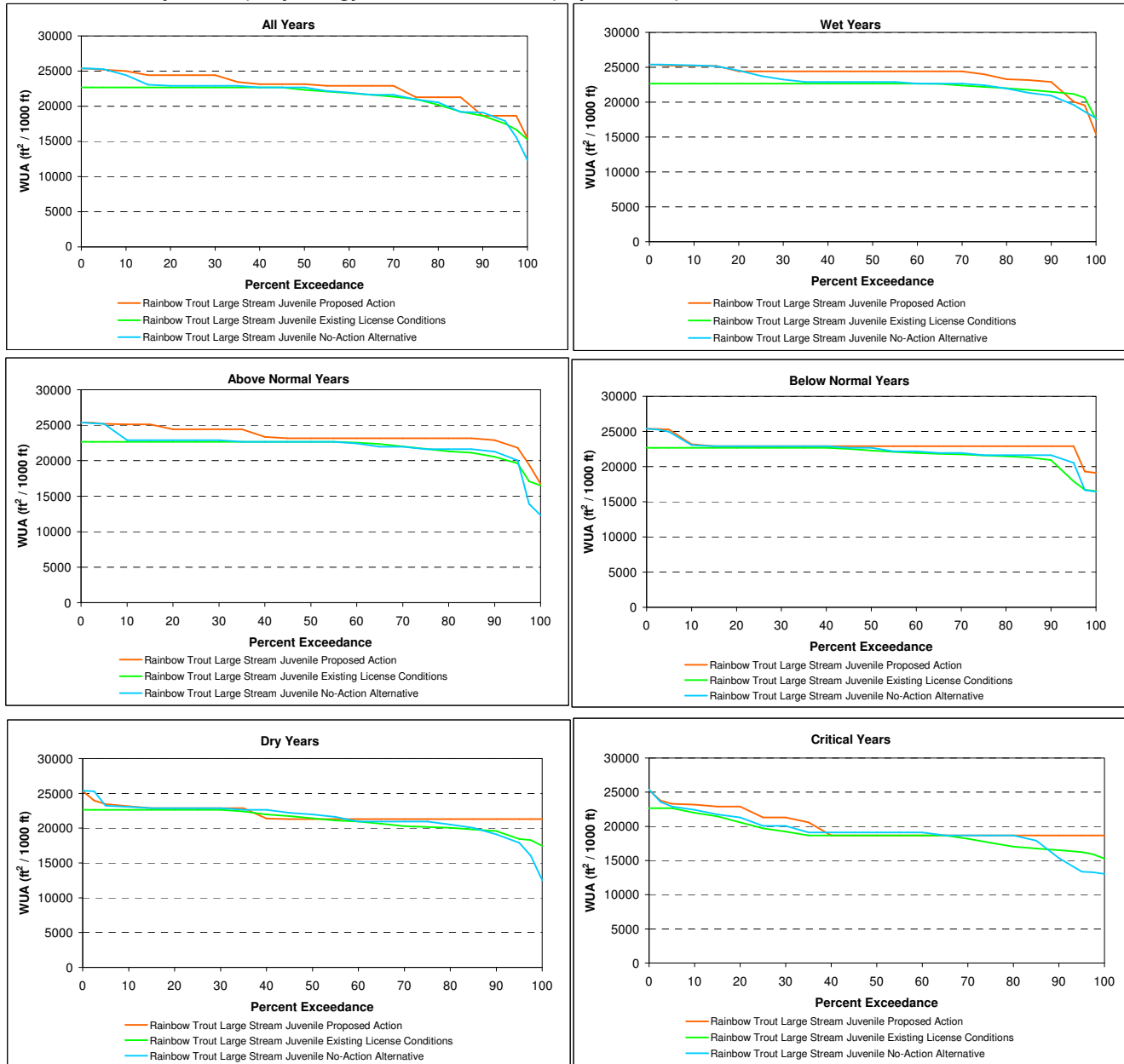


Figure C2b - 35. Middle Fork of the American River - MF26.2 Hardhead/Sacramento Pikeminnow Juvenile Summer Through Fall (June - October) Habitat Exceedance Plots for All Water Years and each Water Year Type Separately (Wet, Above Normal, Below Normal, Dry, Critical). Hydrology Model Node 810.812 (Top of Reach).

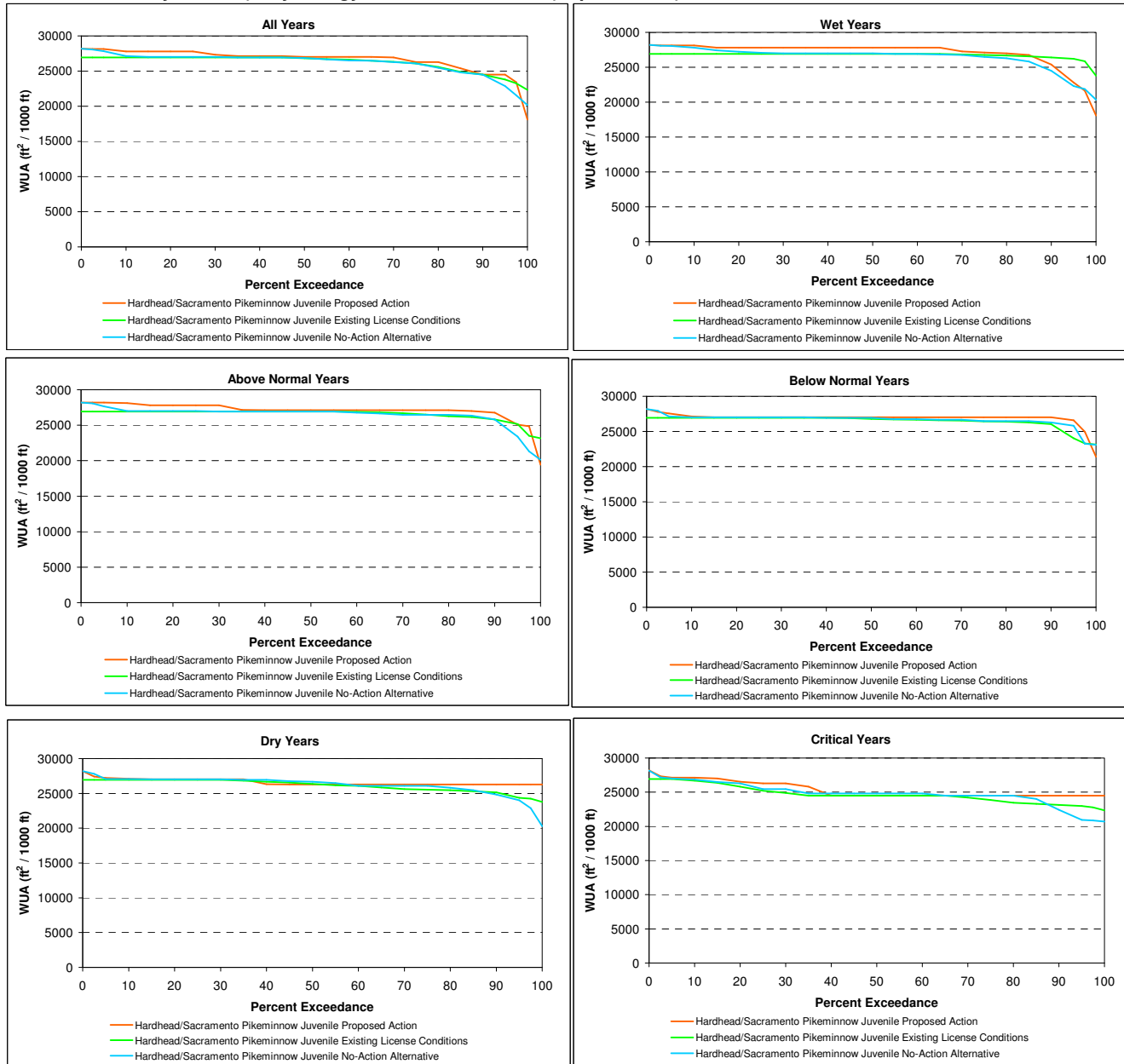


Figure C2b - 36. Middle Fork of the American River - MF26.2 Hardhead/Sacramento Pikeminnow Adult Summer Through Fall (June - October) Habitat Exceedance Plots for All Water Years and each Water Year Type Separately (Wet, Above Normal, Below Normal, Dry, Critical). Hydrology Model Node 810.812 (Top of Reach).

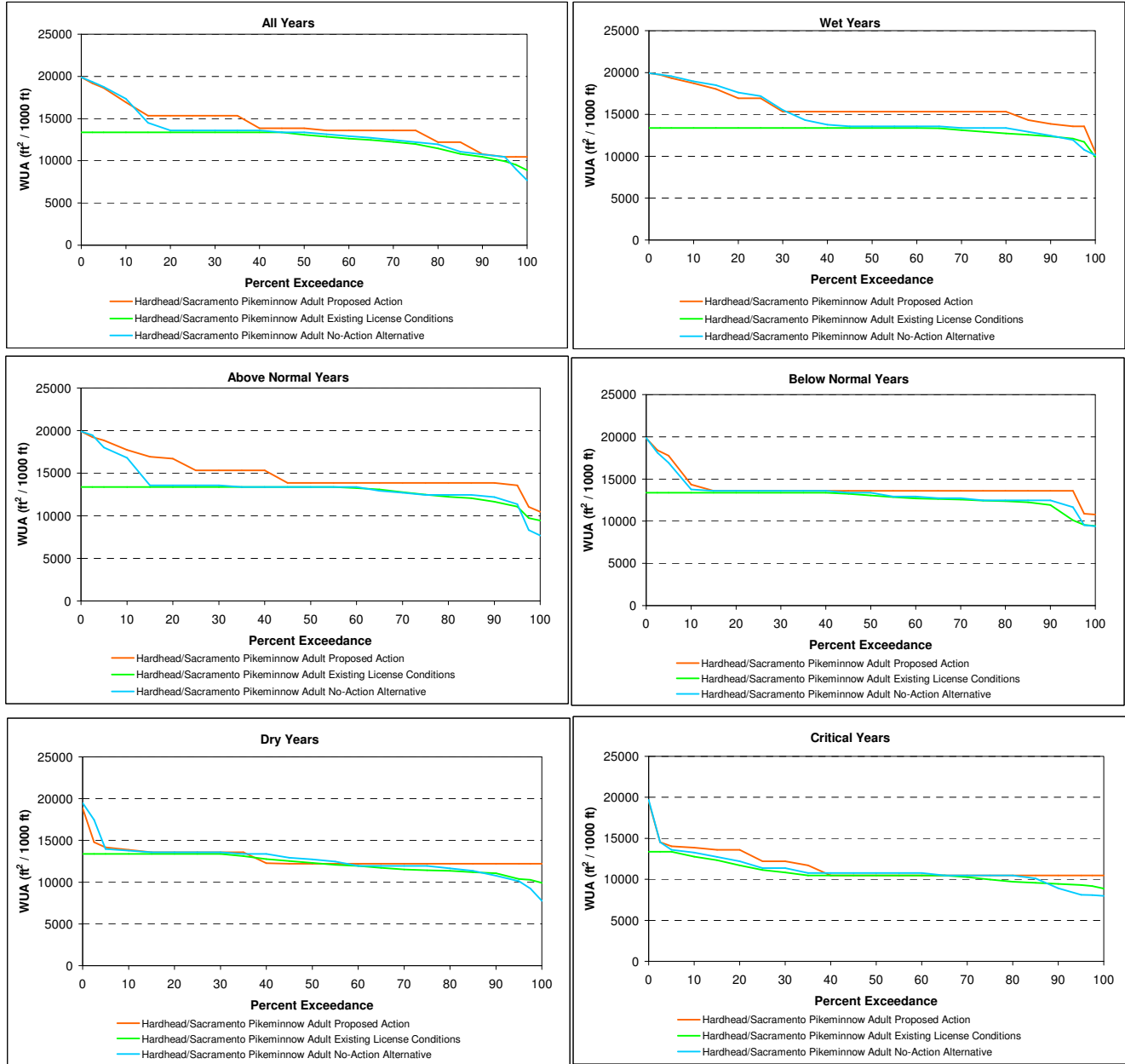


Figure C2b - 37. Middle Fork of the American River - MF26.2 Foothill Yellow-Legged Frog Tadpole Summer Through Fall (June - October) Habitat Exceedance Plots for All Water Years and each Water Year Type Separately (Wet, Above Normal, Below Normal, Dry, Critical). Hydrology Model Node 810.812 (Top of Reach).

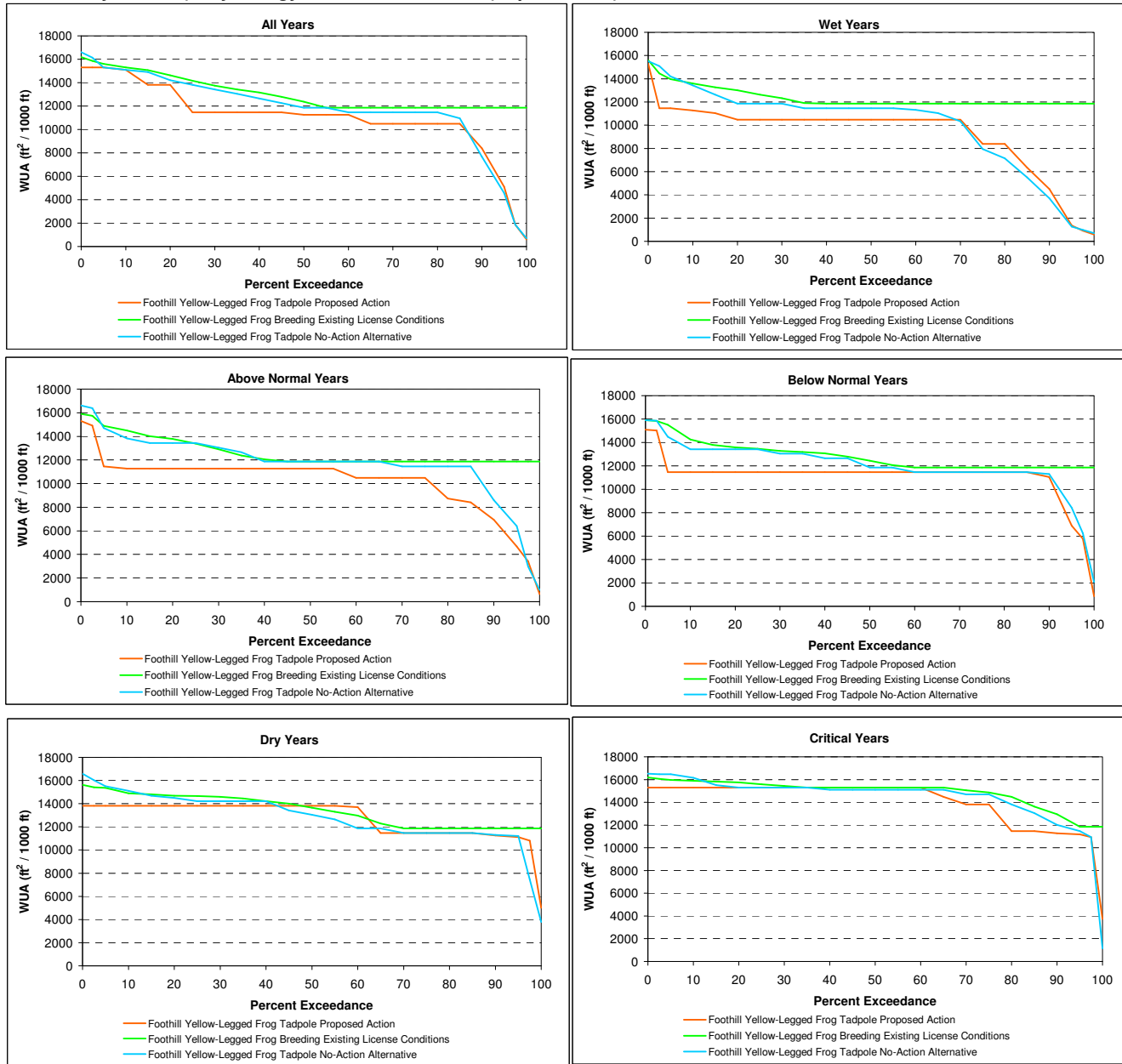


Figure C2b - 38. Middle Fork of the American River - MF26.2 Rainbow Trout Spawning Habitat Exceedance Plots for All Water Years and each Water Year Type Separately (Wet, Above Normal, Below Normal, Dry, Critical). Hydrology Model Node 813.845 (Bottom of Reach).

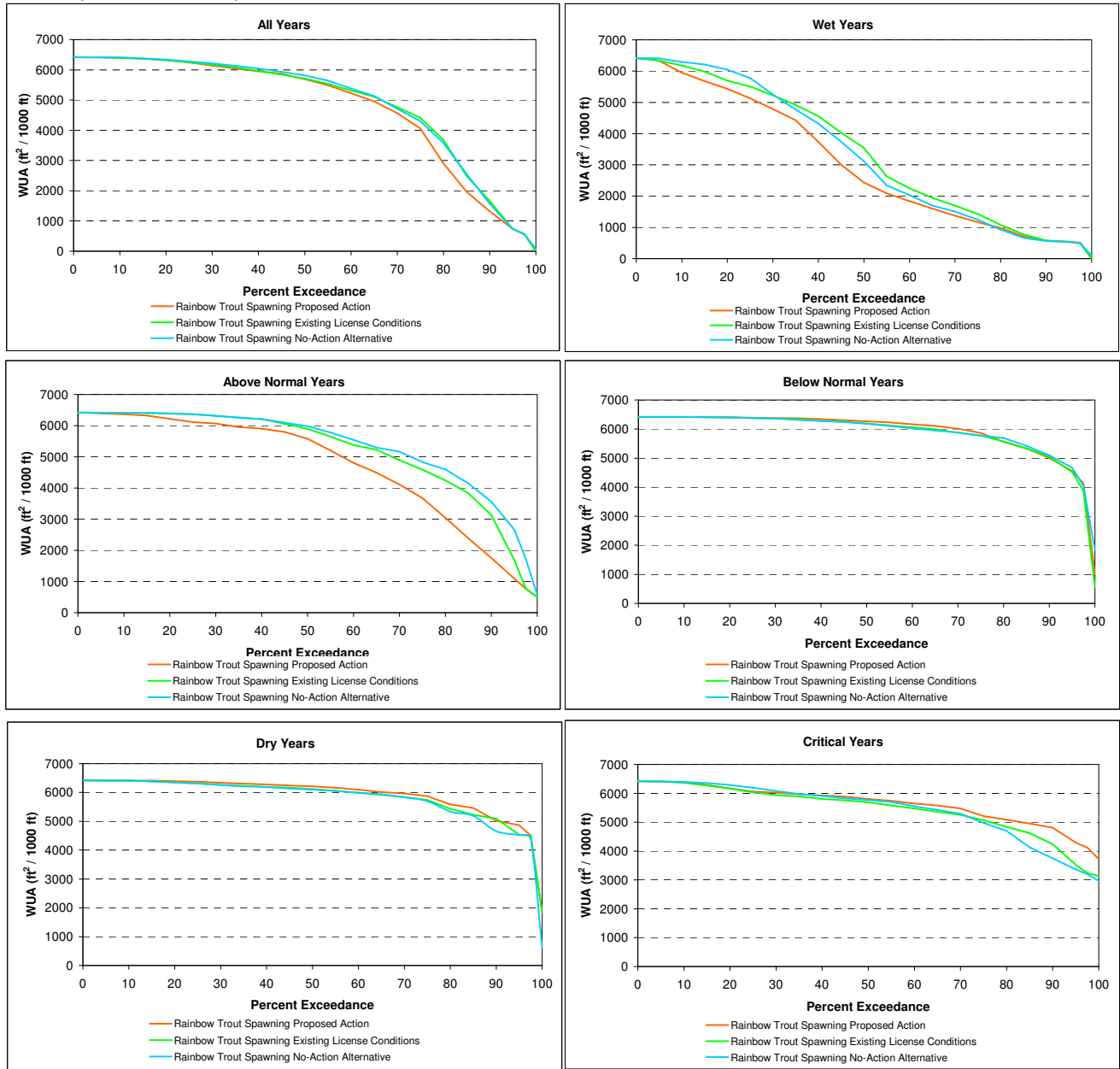


Figure C2b - 39. Middle Fork of the American River - MF26.2 Foothill Yellow-Legged Frog Breeding Habitat Exceedance Plots for All Water Years and each Water Year Type Separately (Wet, Above Normal, Below Normal, Dry, Critical). Hydrology Model Node 813.845 (Bottom of Reach).

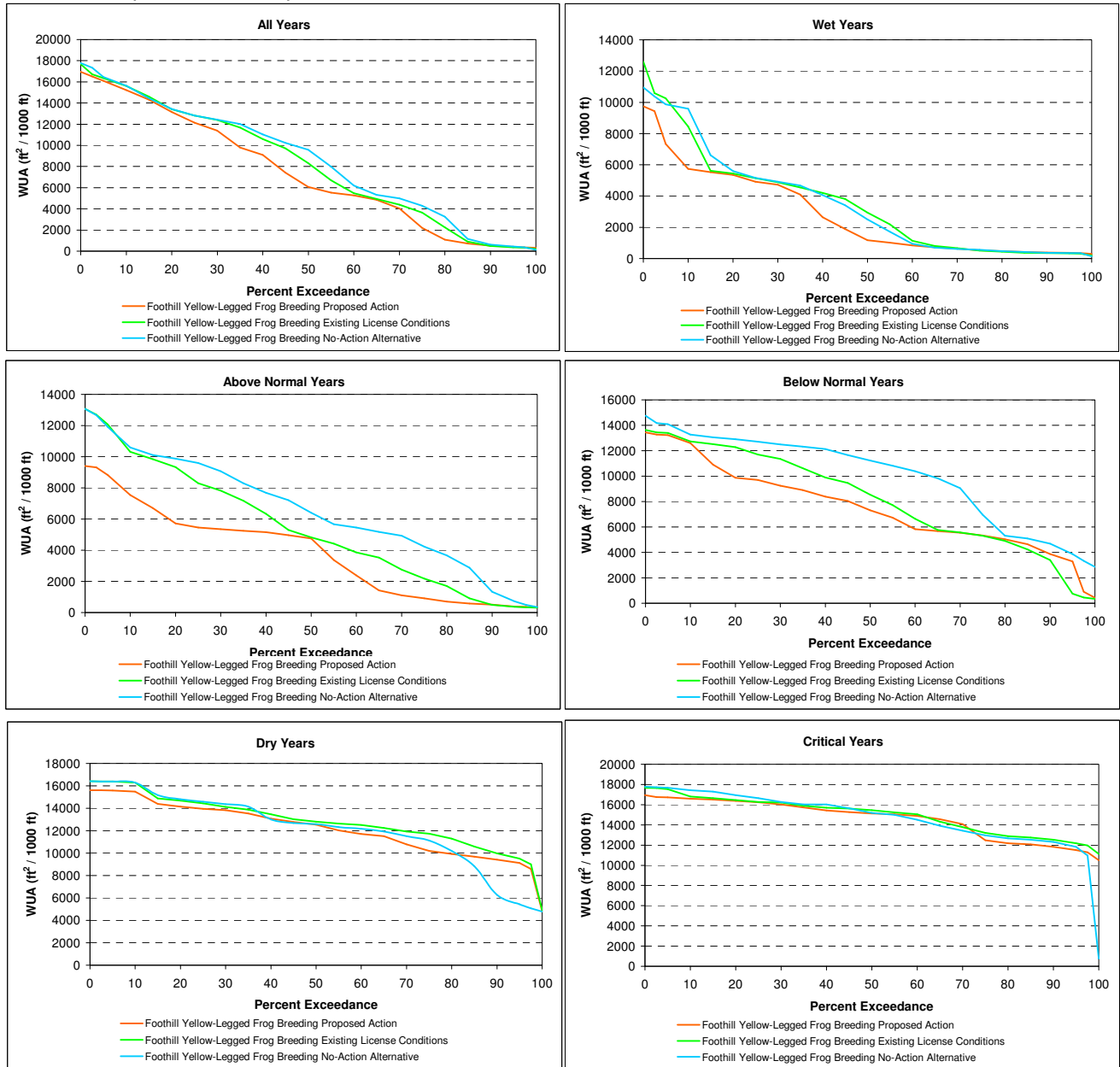


Figure C2b - 40. Middle Fork of the American River - MF26.2 Rainbow Trout Large Stream Adult Summer Through Fall (June - October) Habitat Exceedance Plots for All Water Years and each Water Year Type Separately (Wet, Above Normal, Below Normal, Dry, Critical). Hydrology Model Node 813.845 (Bottom of Reach).

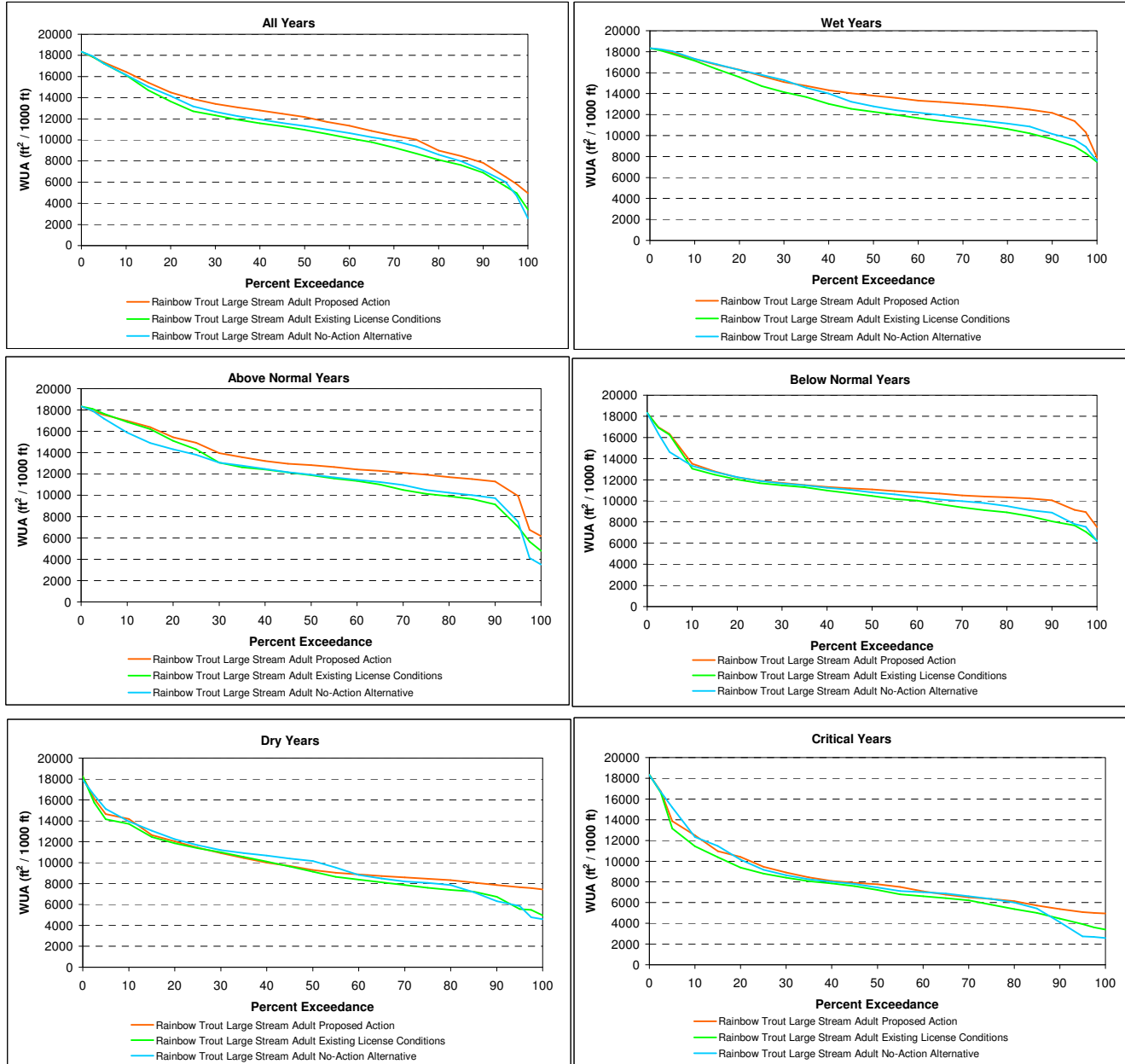


Figure C2b - 41. Middle Fork of the American River - MF26.2 Rainbow Trout Large Stream Juvenile Summer Through Fall (June - October) Habitat Exceedance Plots for All Water Years and each Water Year Type Separately (Wet, Above Normal, Below Normal, Dry, Critical). Hydrology Model Node 813.845 (Bottom of Reach).

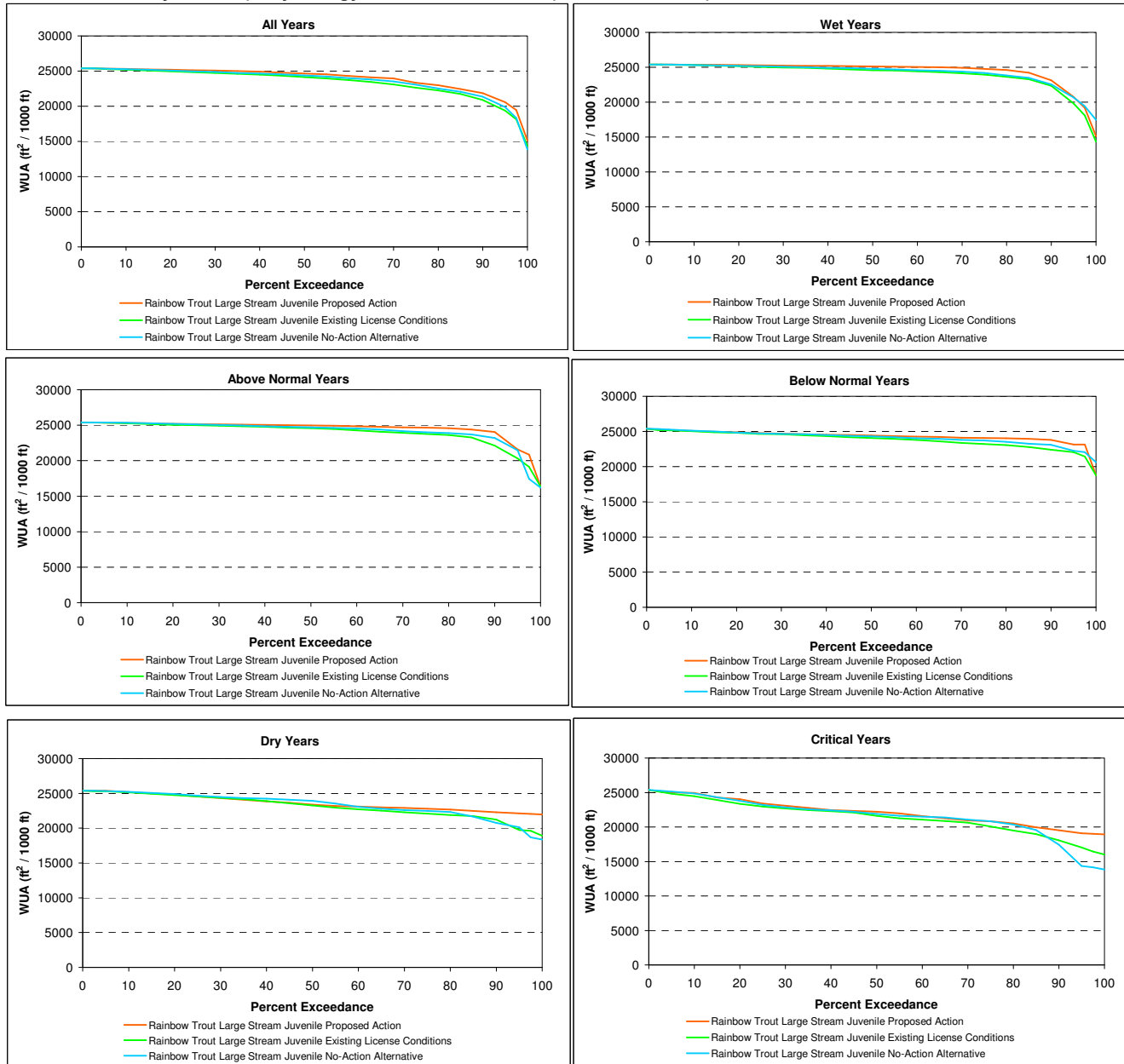


Figure C2b - 42. Middle Fork of the American River - MF26.2 Hardhead/Sacramento Pikeminnow Juvenile Summer Through Fall (June - October) Habitat Exceedance Plots for All Water Years and each Water Year Type Separately (Wet, Above Normal, Below Normal, Dry, Critical). Hydrology Model Node 813.845 (Bottom of Reach).

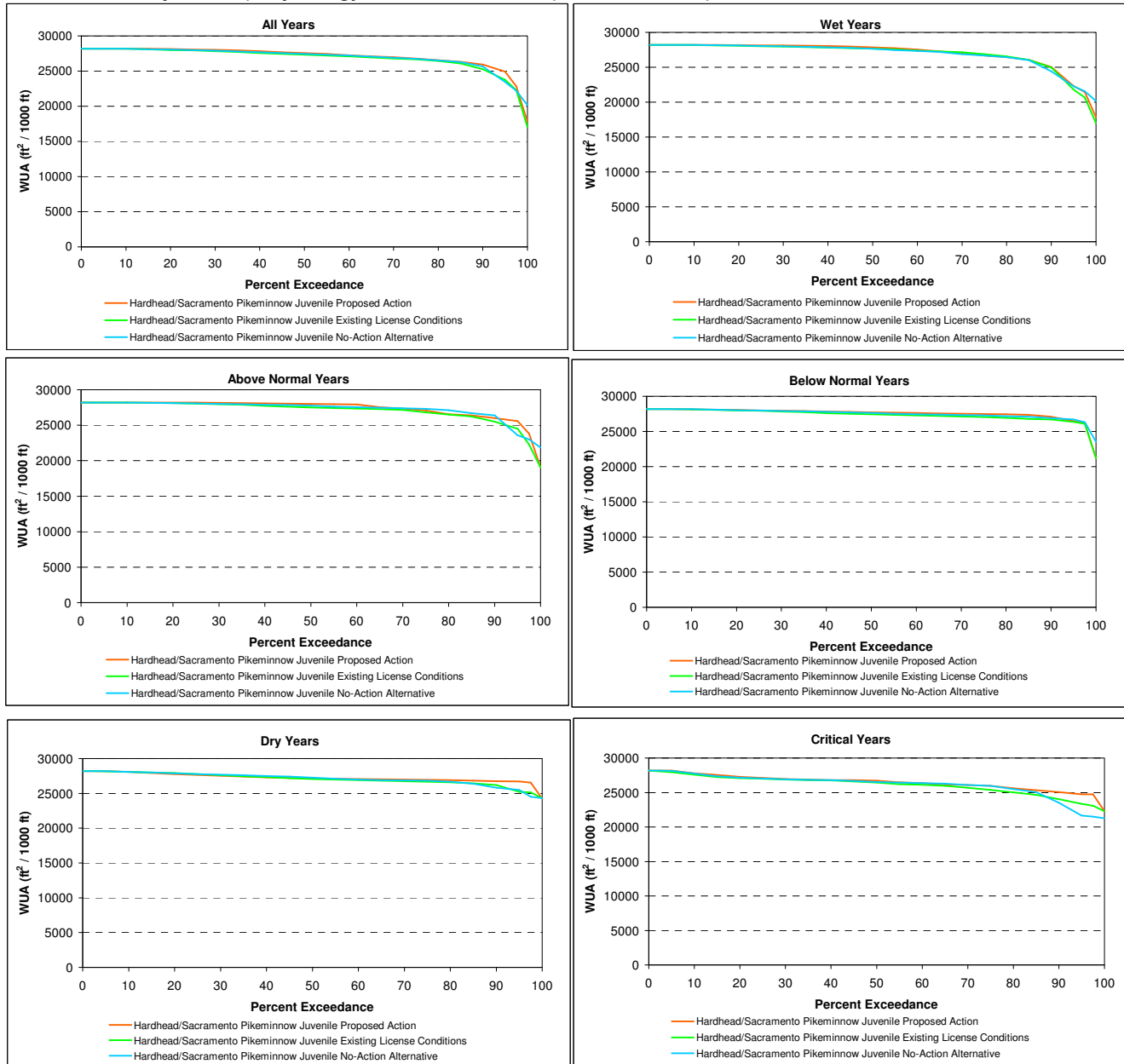


Figure C2b - 43. Middle Fork of the American River - MF26.2 Hardhead/Sacramento Pikeminnow Adult Summer Through Fall (June - October) Habitat Exceedance Plots for All Water Years and each Water Year Type Separately (Wet, Above Normal, Below Normal, Dry, Critical). Hydrology Model Node 813.845 (Bottom of Reach).

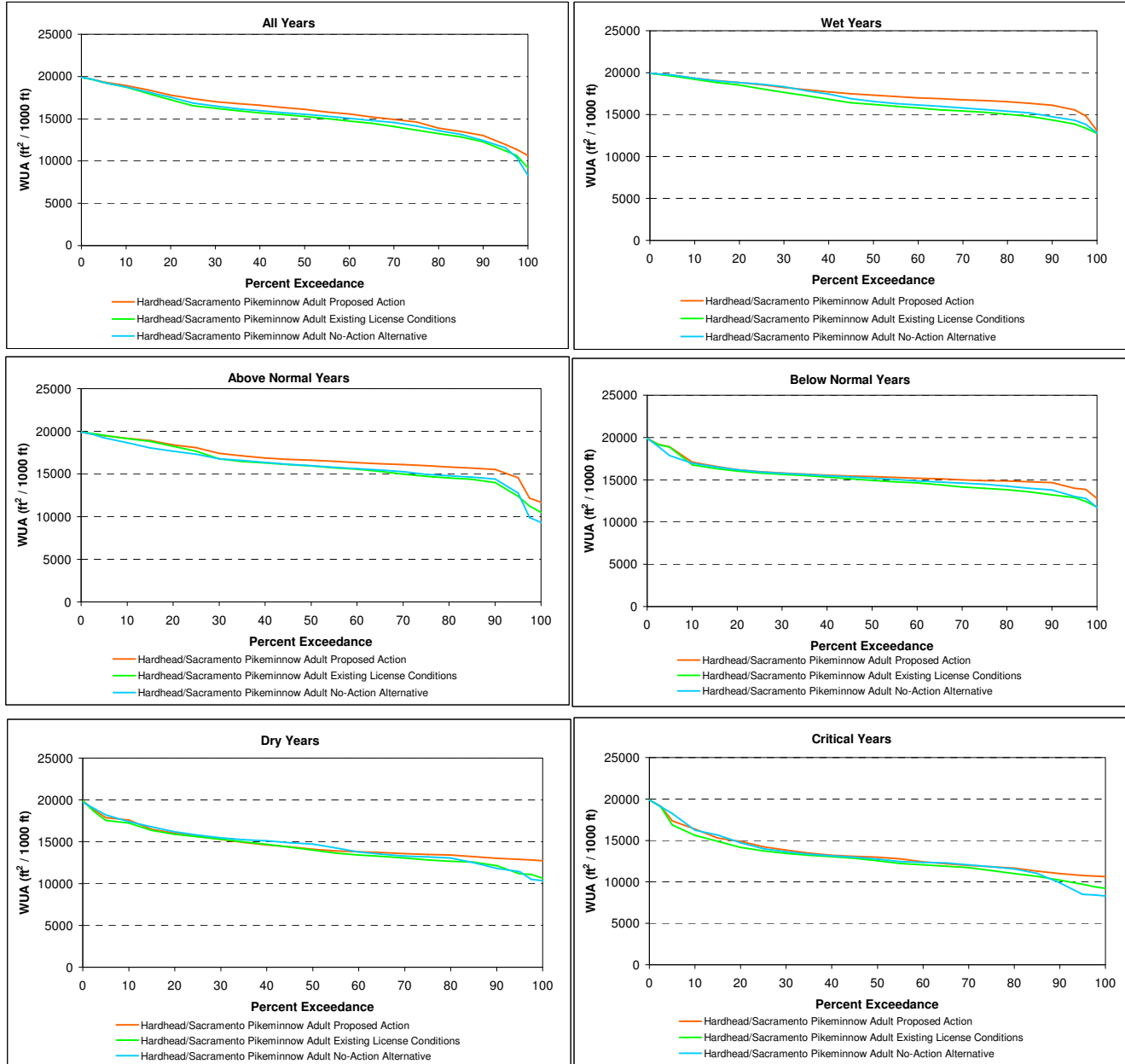


Figure C2b - 44. Middle Fork of the American River - MF26.2 Foothill Yellow-Legged Frog Tadpole Summer Through Fall (June - October) Habitat Exceedance Plots for All Water Years and each Water Year Type Separately (Wet, Above Normal, Below Normal, Dry, Critical). Hydrology Model Node 813.845 (Bottom of Reach).

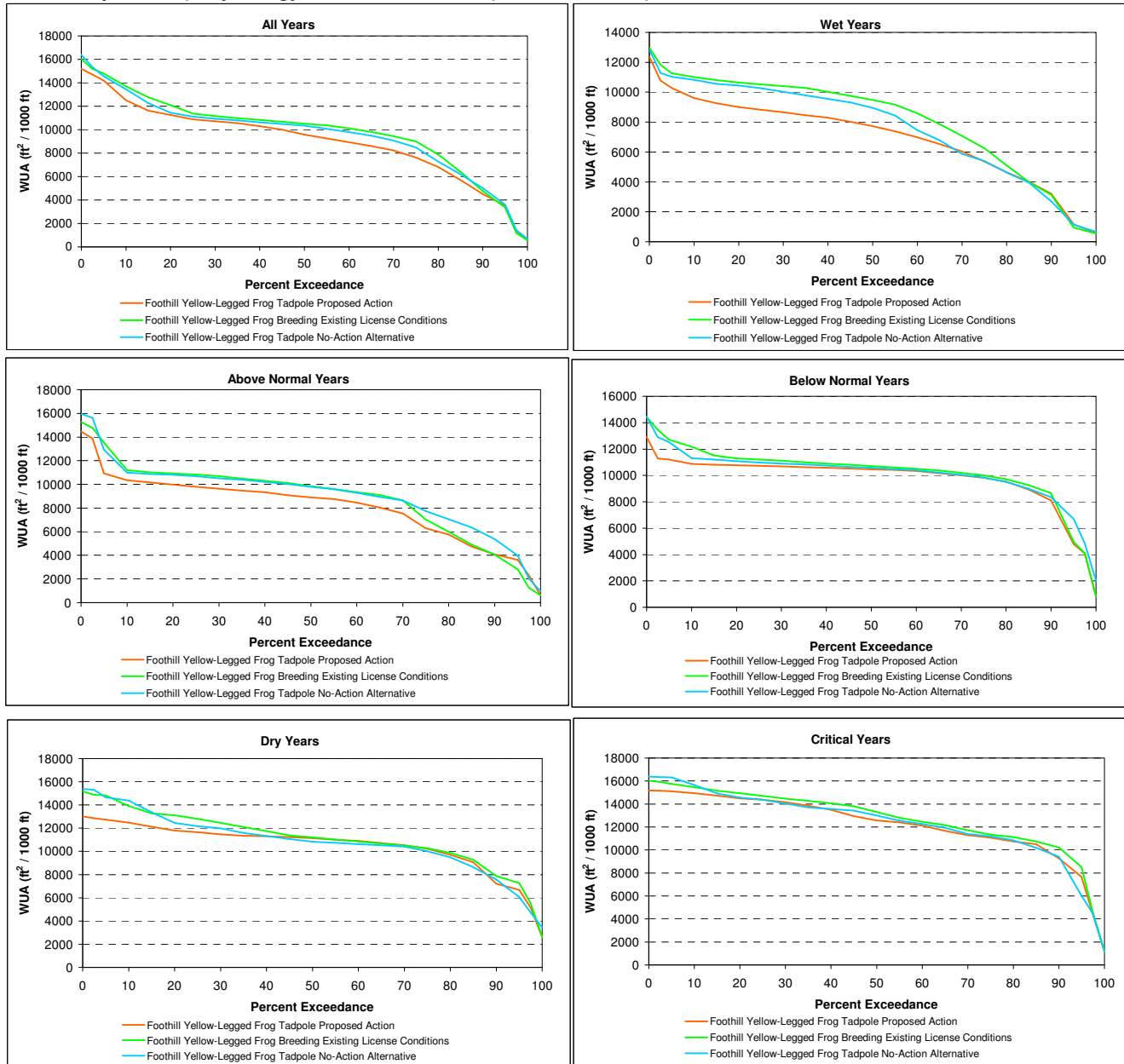


Figure C2b - 45. Rubicon River - R25.7 Rainbow Trout Spawning Habitat Exceedance Plots for All Water Years and each Water Year Type Separately (Wet, Above Normal, Below Normal, Dry, Critical). Hydrology Model Node 540.832 (Top of Reach).

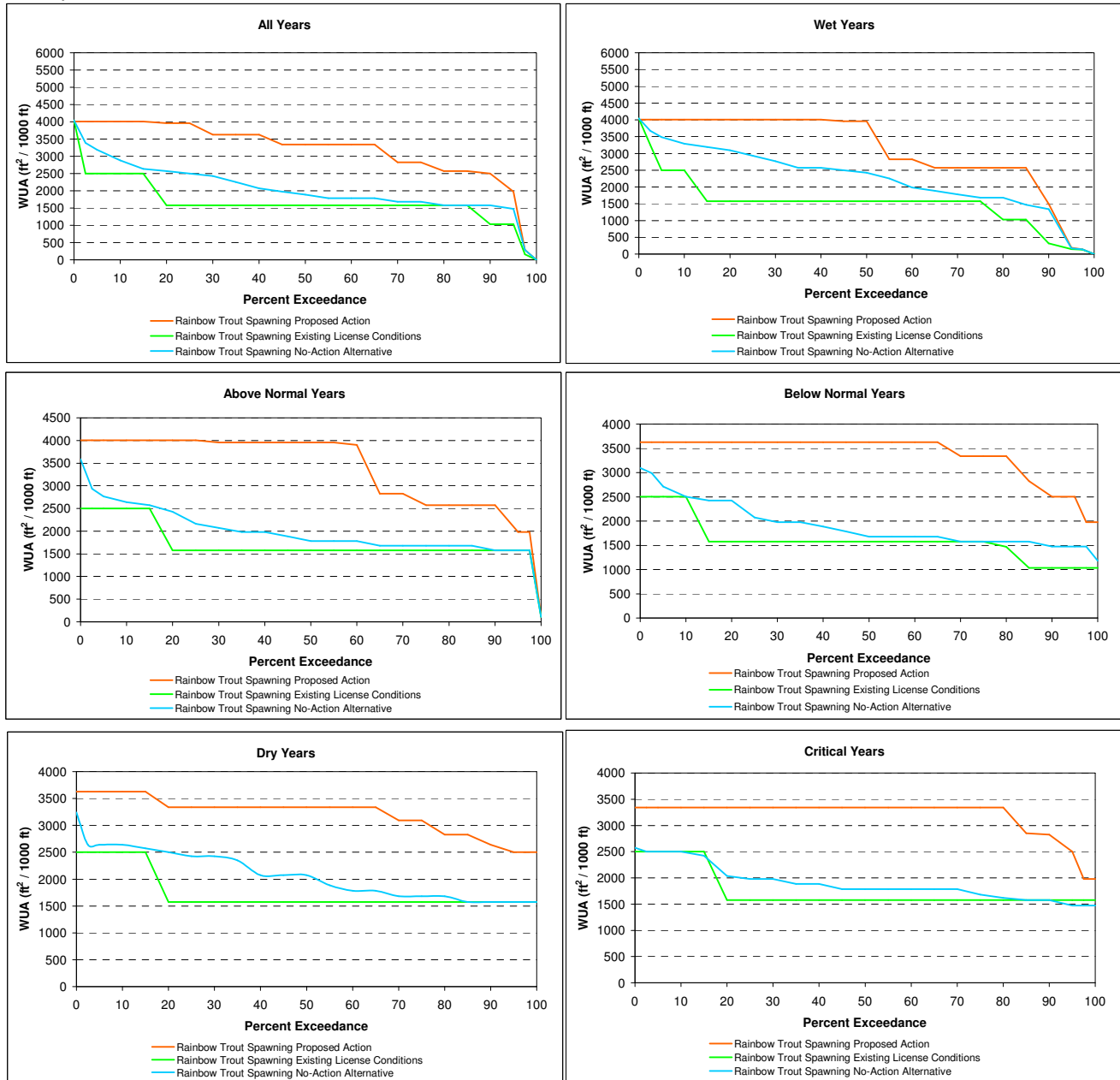


Figure C2b - 46. Rubicon River - R25.7 Rainbow Trout Large Stream Adult Summer Through Fall (June - October) Habitat Exceedance Plots for All Water Years and each Water Year Type Separately (Wet, Above Normal, Below Normal, Dry, Critical). Hydrology Model Node 540.832 (Top of Reach).

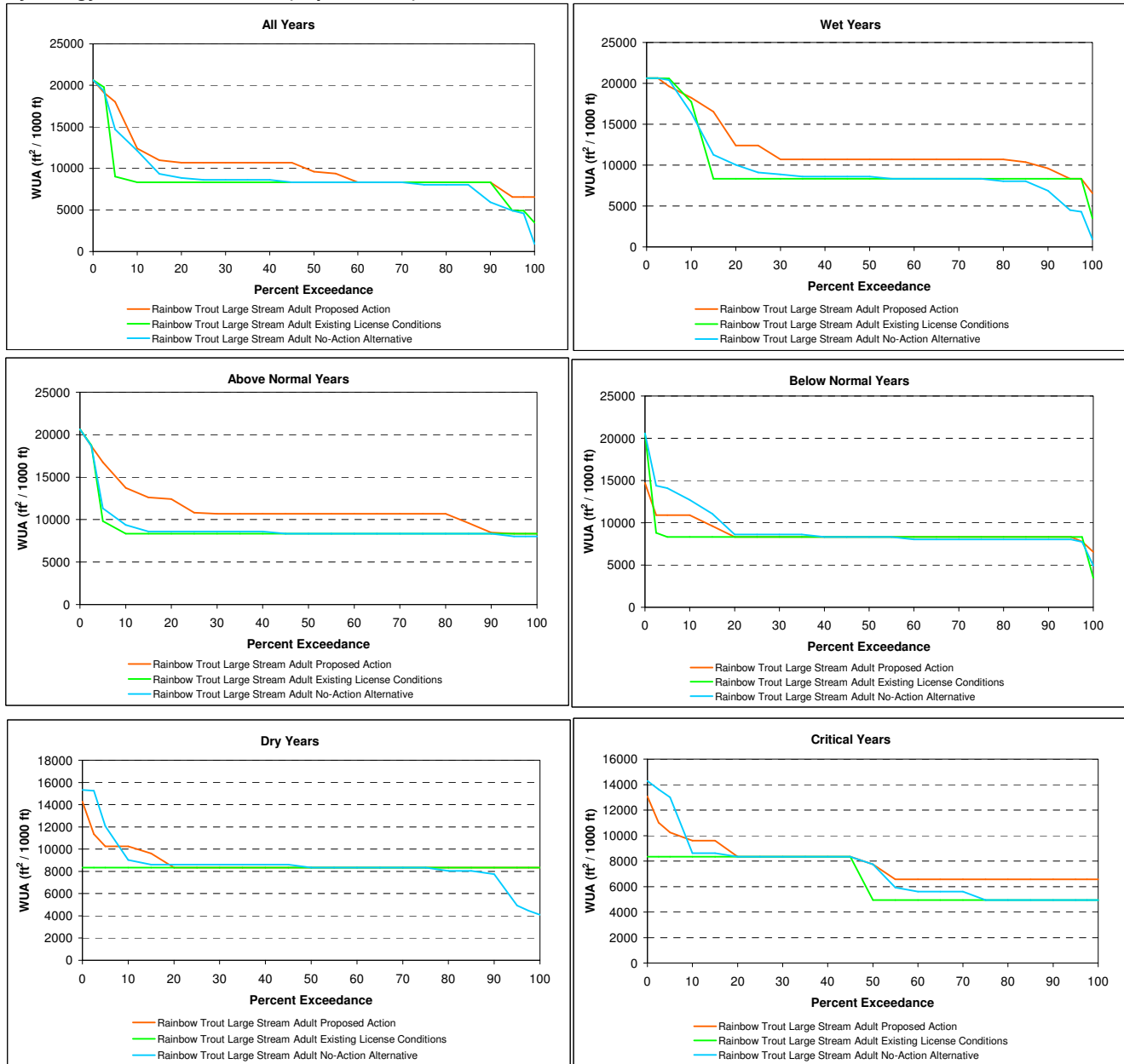


Figure C2b - 47. Rubicon River - R25.7 Rainbow Trout Large Stream Juvenile Summer Through Fall (June - October) Habitat Exceedance Plots for All Water Years and each Water Year Type Separately (Wet, Above Normal, Below Normal, Dry, Critical). Hydrology Model Node 540.832 (Top of Reach).

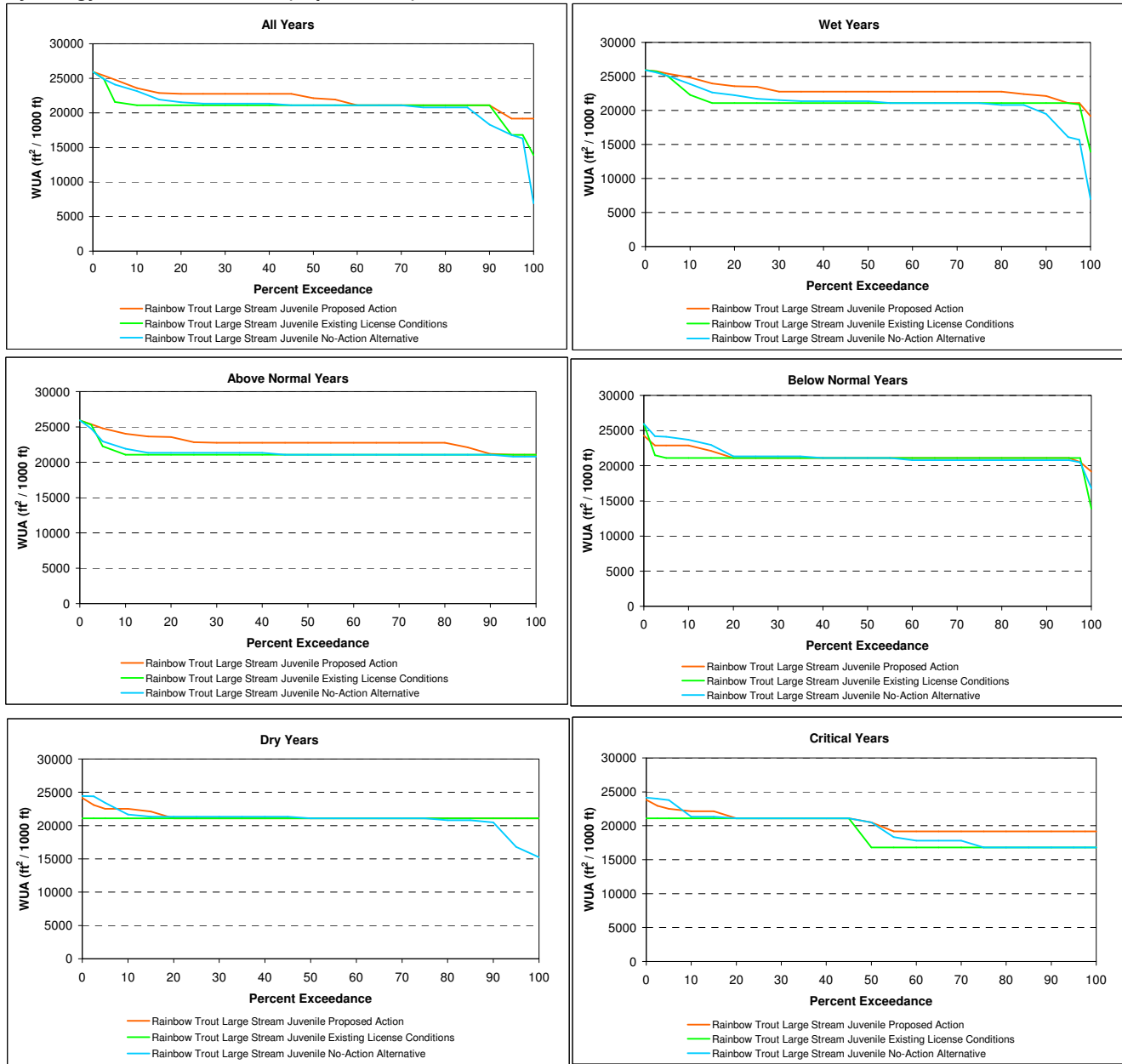


Figure C2b - 48. Rubicon River - R25.7 Rainbow Trout Spawning Habitat Exceedance Plots for All Water Years and each Water Year Type Separately (Wet, Above Normal, Below Normal, Dry, Critical). Hydrology Model Node 832.835 (Bottom of Reach).

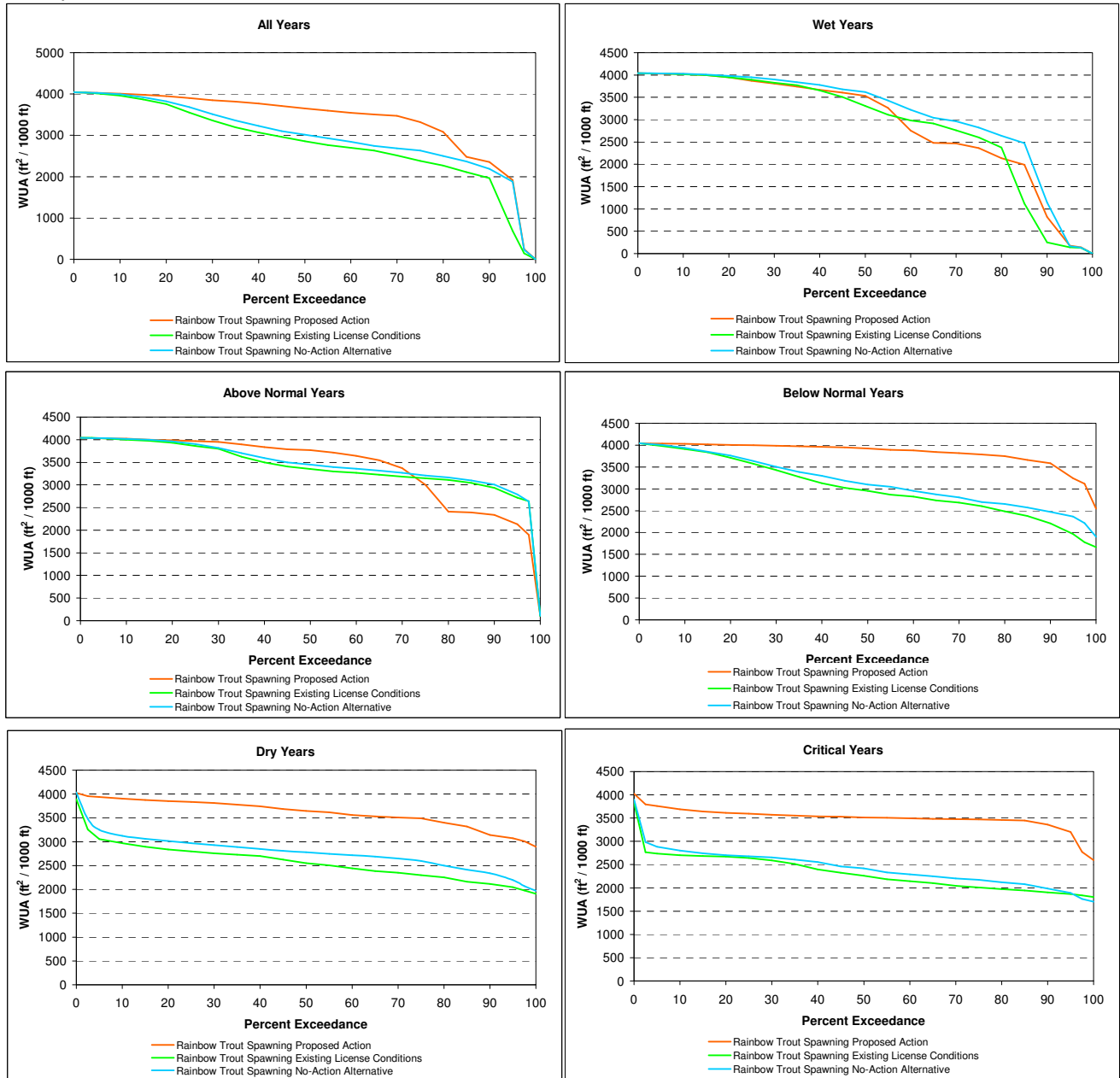


Figure C2b - 49. Rubicon River - R25.7 Rainbow Trout Large Stream Adult Summer Through Fall (June - October) Habitat Exceedance Plots for All Water Years and each Water Year Type Separately (Wet, Above Normal, Below Normal, Dry, Critical). Hydrology Model Node 832.835 (Bottom of Reach).

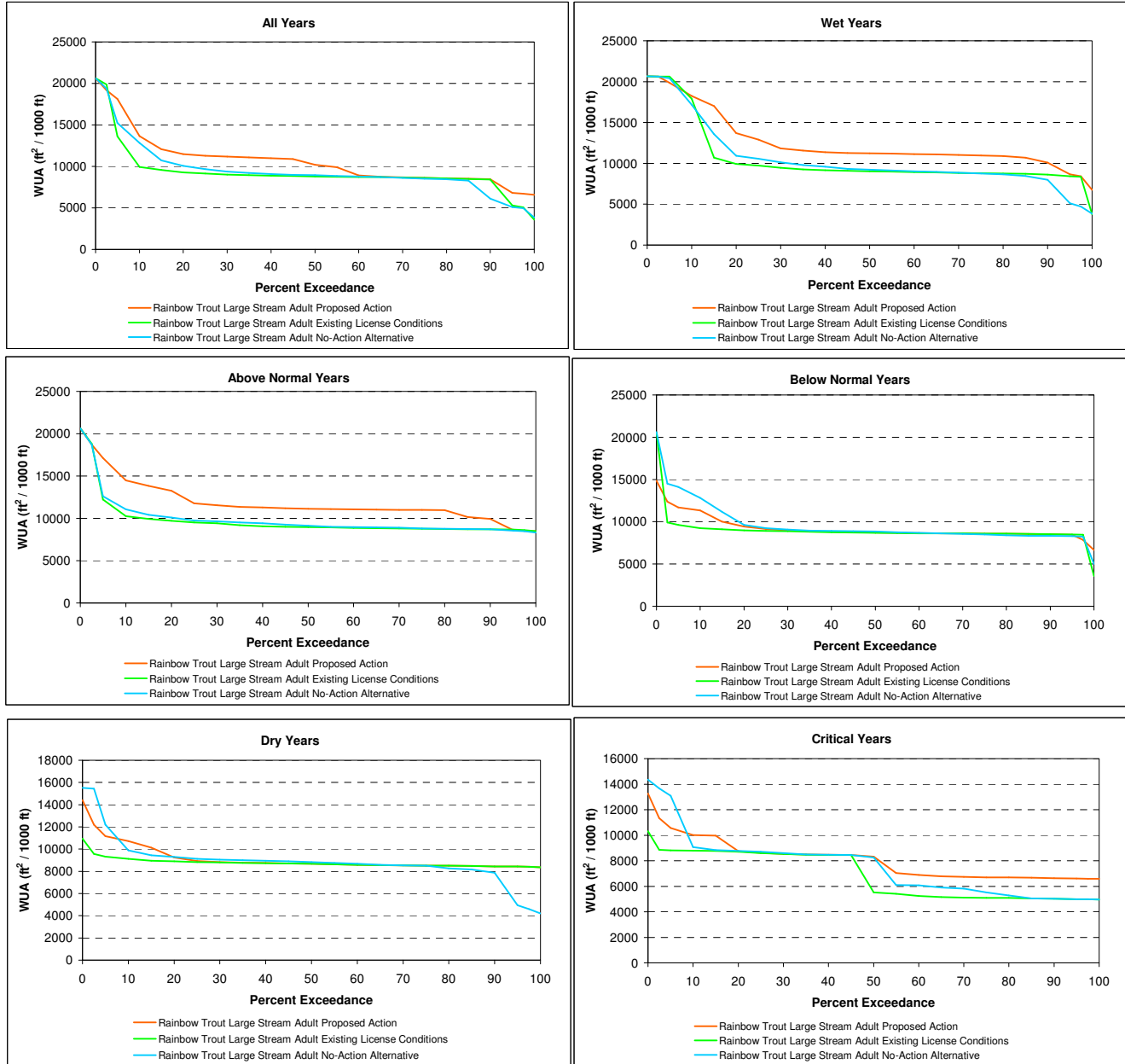


Figure C2b - 50. Rubicon River - R25.7 Rainbow Trout Large Stream Juvenile Summer Through Fall (June - October) Habitat Exceedance Plots for All Water Years and each Water Year Type Separately (Wet, Above Normal, Below Normal, Dry, Critical). Hydrology Model Node 832.835 (Bottom of Reach).

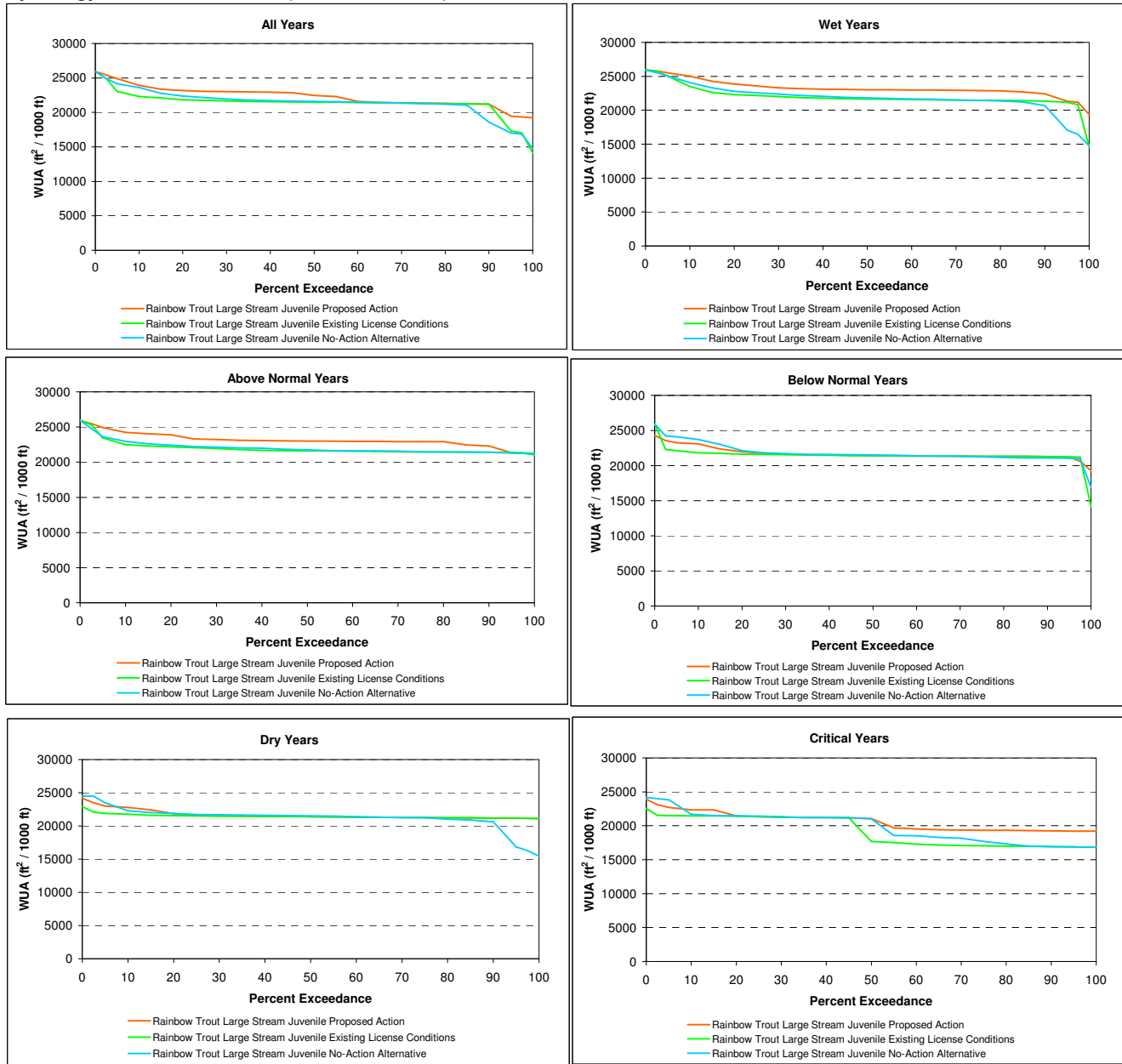


Figure C2b - 51. Rubicon River - R20.9 Rainbow Trout Spawning Habitat Exceedance Plots for All Water Years and each Water Year Type Separately (Wet, Above Normal, Below Normal, Dry, Critical). Hydrology Model Node 834.836 (Top of Reach).

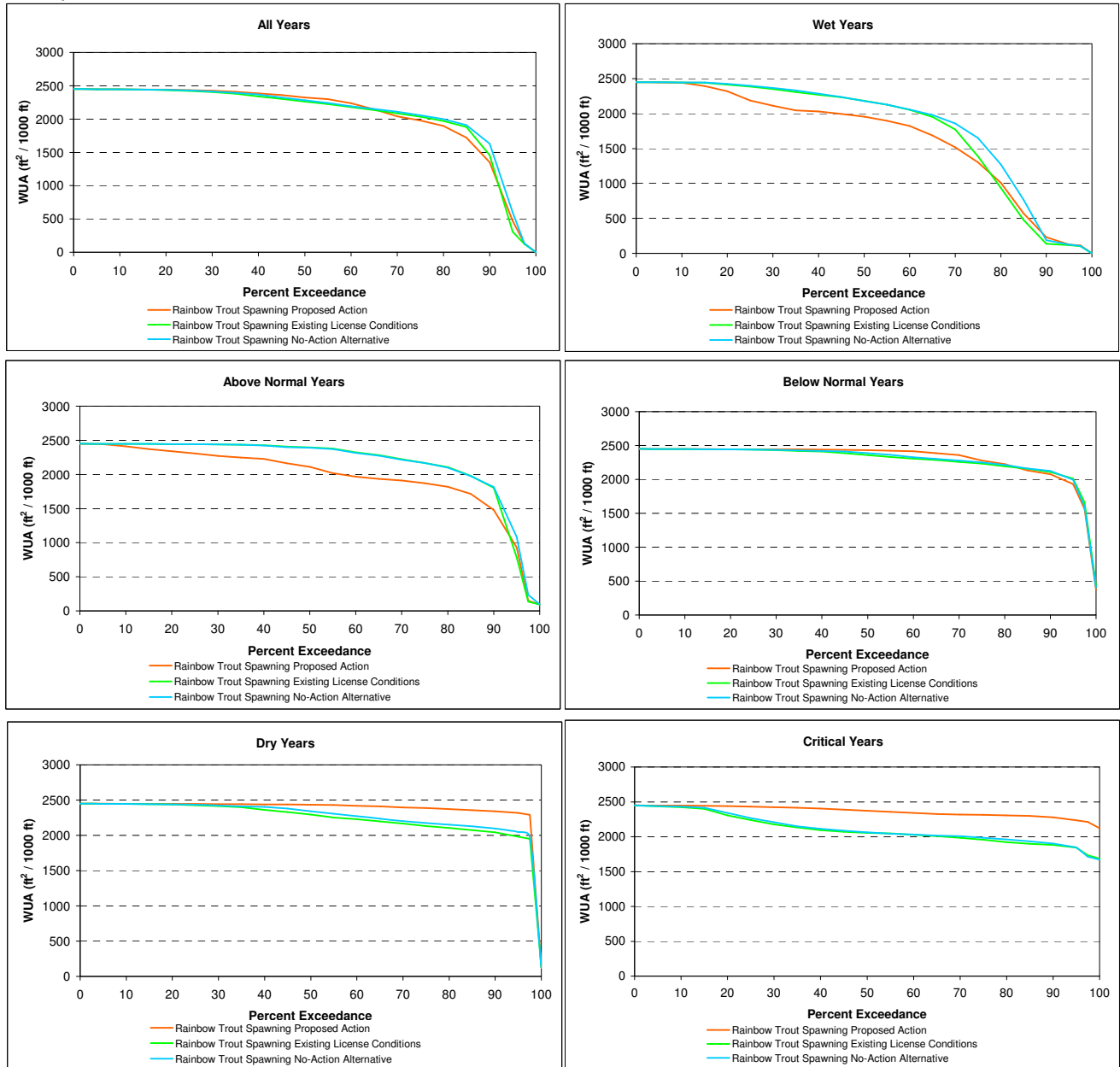


Figure C2b - 52. Rubicon River - R20.9 Rainbow Trout Large Stream Adult Summer Through Fall (June - October) Habitat Exceedance Plots for All Water Years and each Water Year Type Separately (Wet, Above Normal, Below Normal, Dry, Critical). Hydrology Model Node 834.836 (Top of Reach).

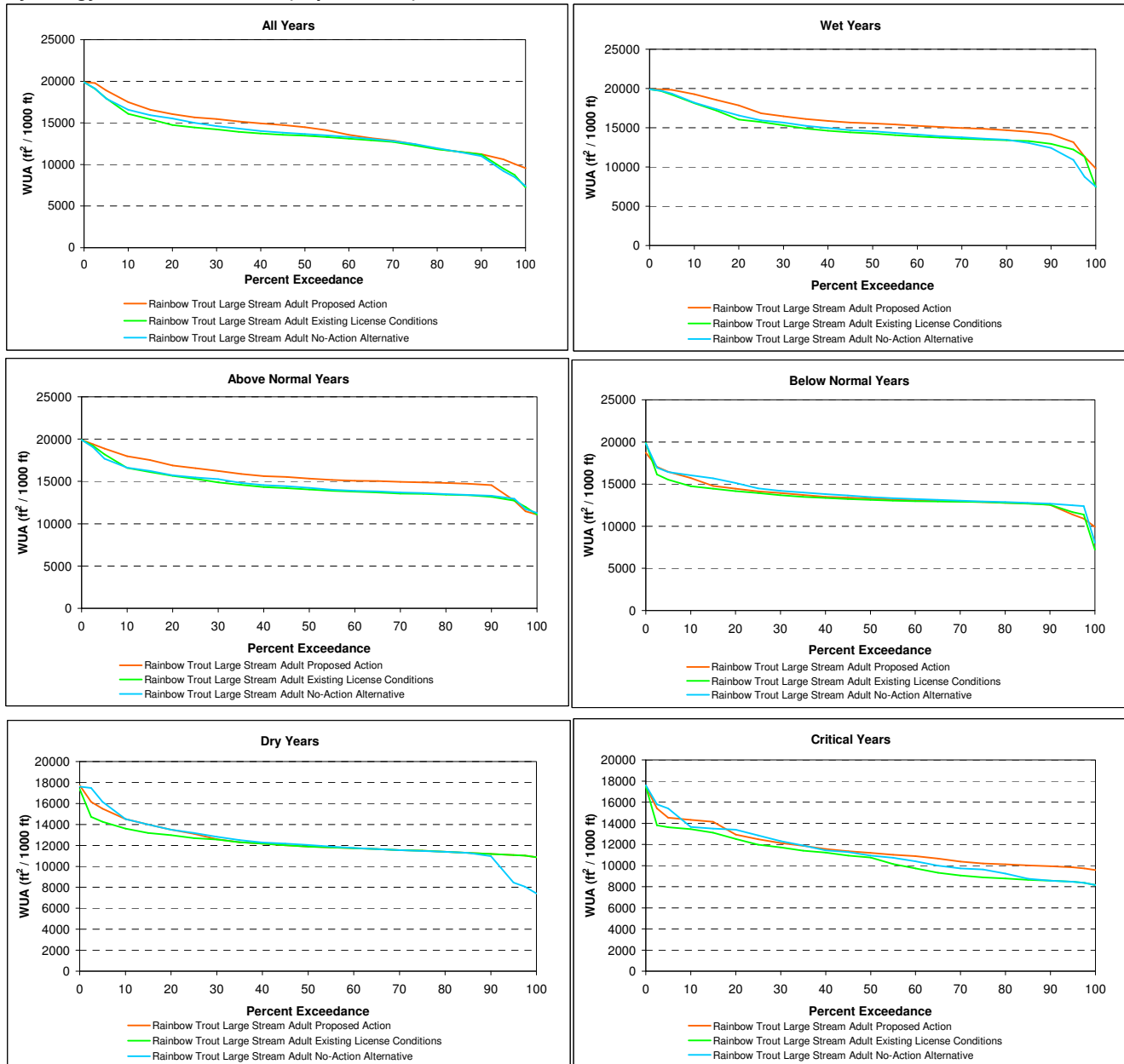


Figure C2b - 53. Rubicon River - R20.9 Rainbow Trout Large Stream Juvenile Summer Through Fall (June - October) Habitat Exceedance Plots for All Water Years and each Water Year Type Separately (Wet, Above Normal, Below Normal, Dry, Critical). Hydrology Model Node 834.836 (Top of Reach).

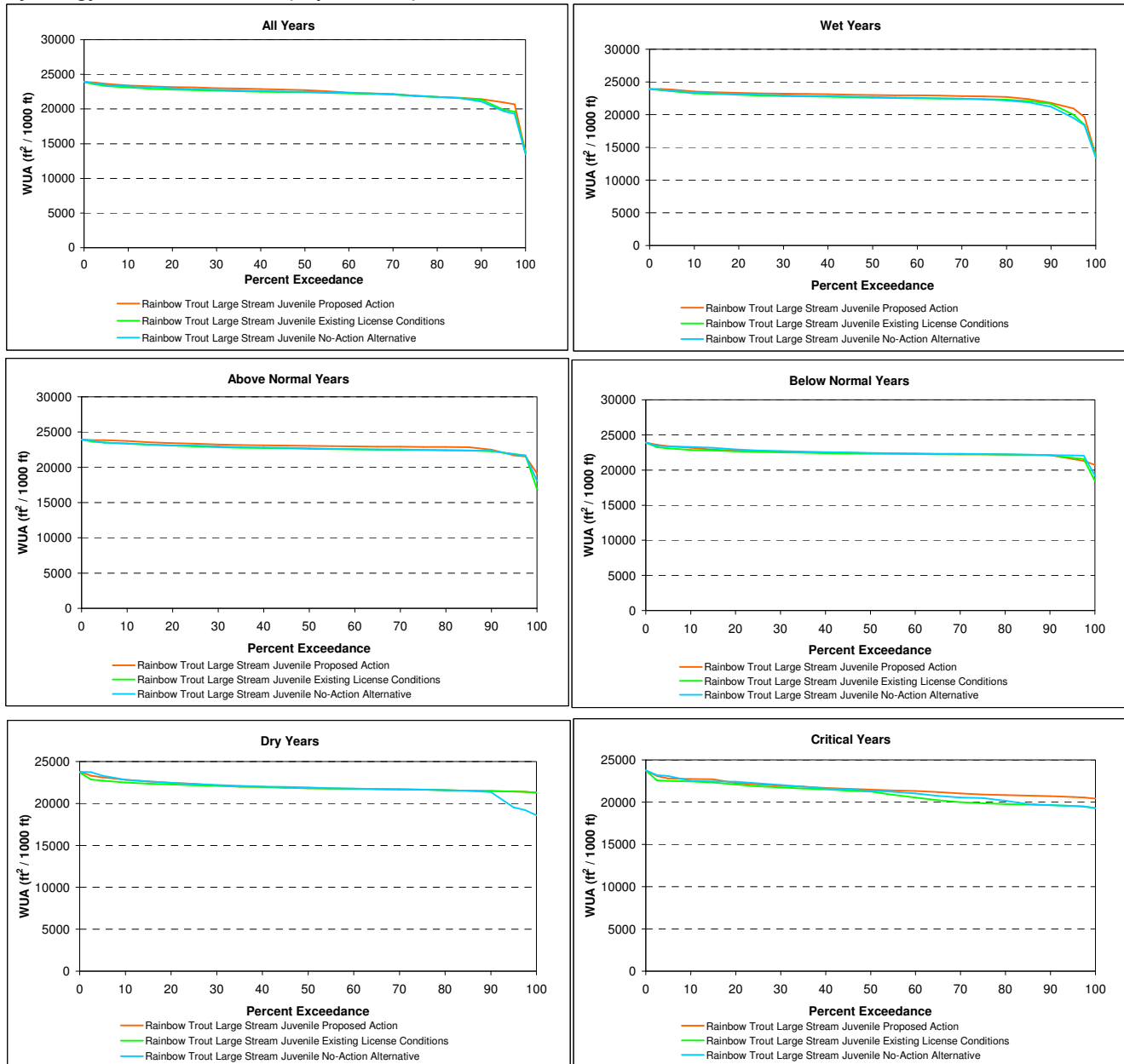


Figure C2b - 54. Rubicon River - R20.9 Hardhead/Sacramento Pikeminnow Juvenile Summer Through Fall (June - October) Habitat Exceedance Plots for All Water Years and each Water Year Type Separately (Wet, Above Normal, Below Normal, Dry, Critical). Hydrology Model Node 834.836 (Top of Reach).

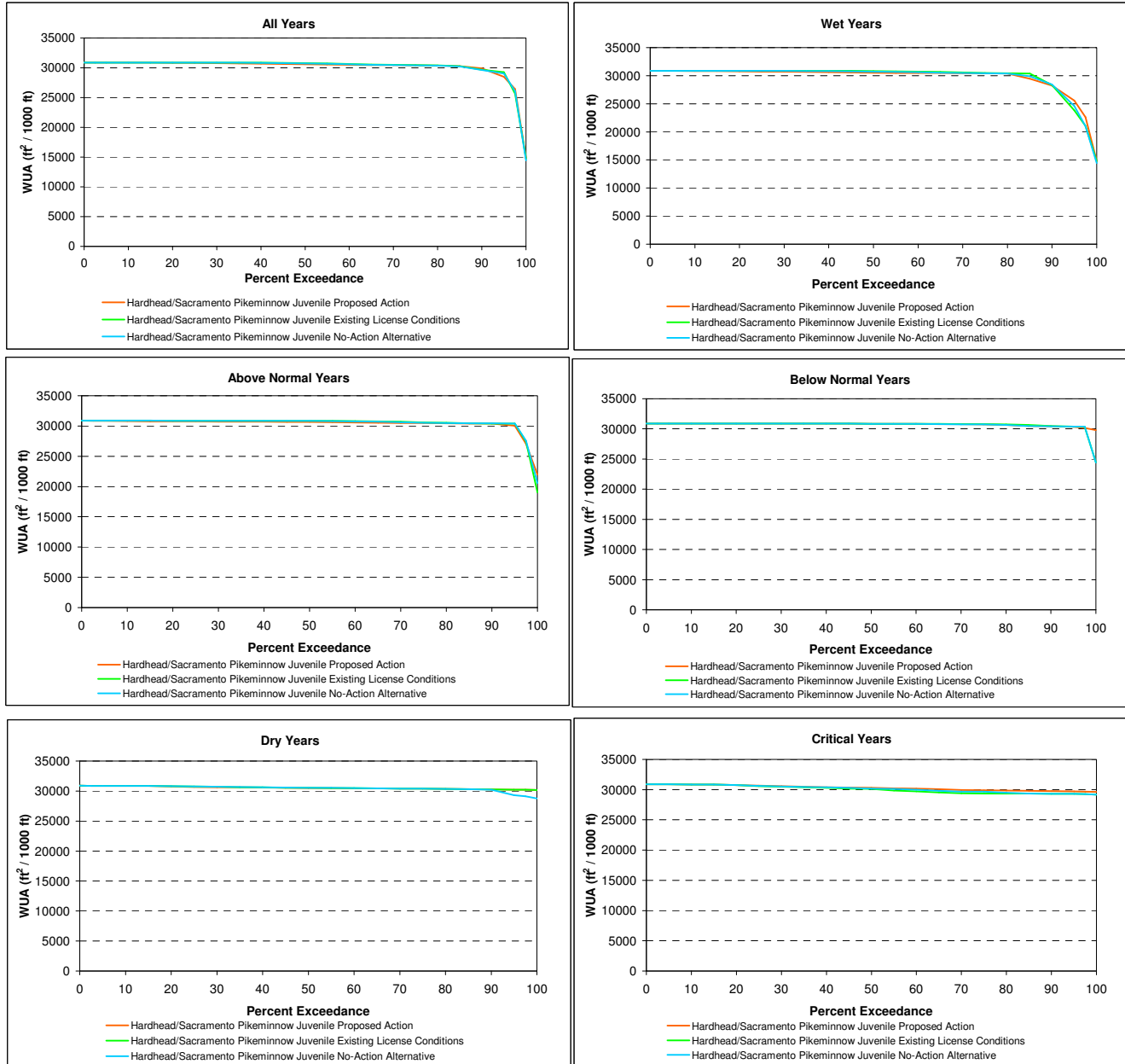


Figure C2b - 55. Rubicon River - R20.9 Hardhead/Sacramento Pikeminnow Adult Summer Through Fall (June - October) Habitat Exceedance Plots for All Water Years and each Water Year Type Separately (Wet, Above Normal, Below Normal, Dry, Critical). Hydrology Model Node 834.836 (Top of Reach).

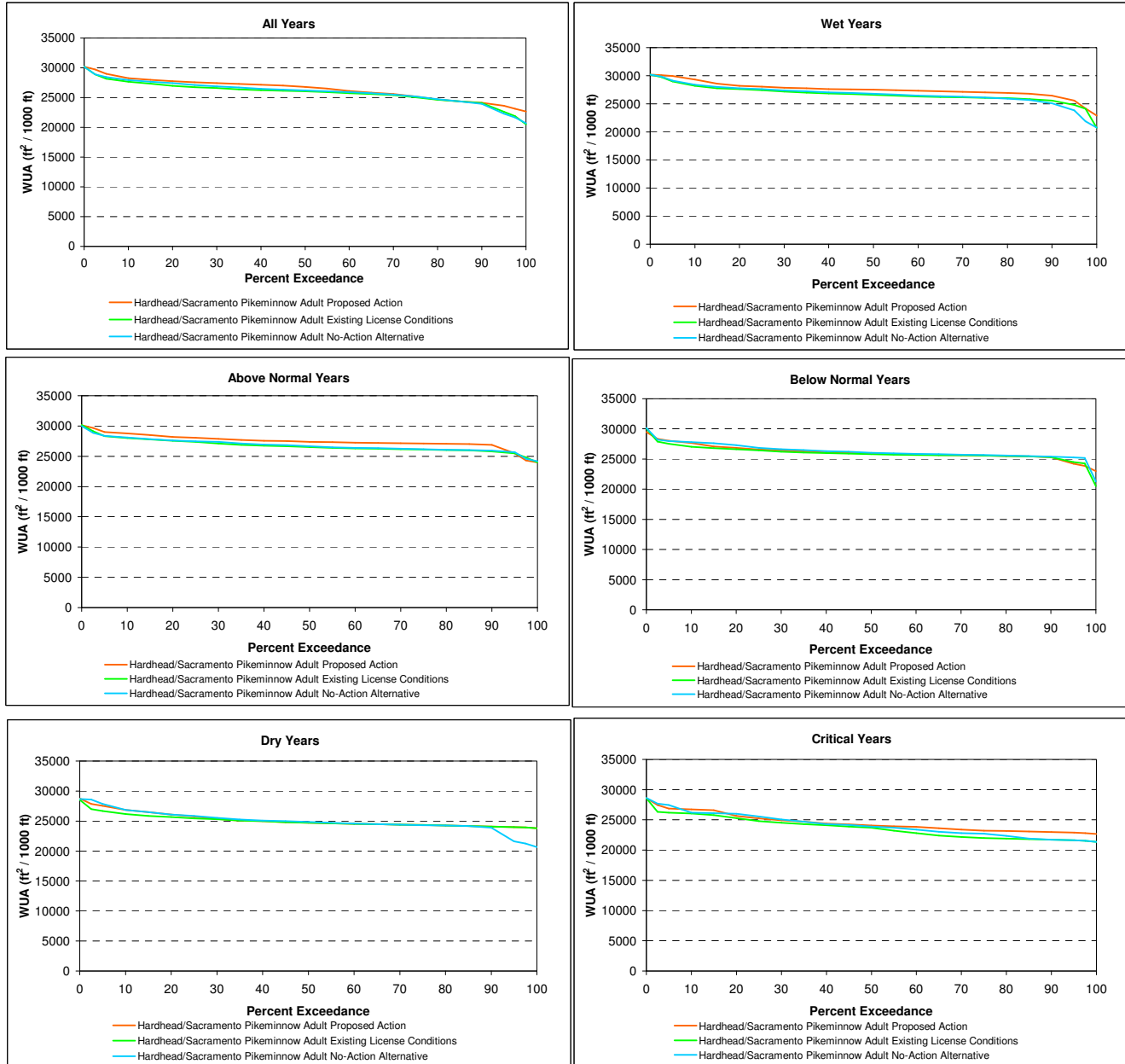


Figure C2b - 56. Rubicon River - 20.9 Rainbow Trout Spawning Habitat Exceedance Plots for All Water Years and each Water Year Type Separately (Wet, Above Normal, Below Normal, Dry, Critical). Hydrology Model Node 840.842+842ACC (Bottom of Reach).

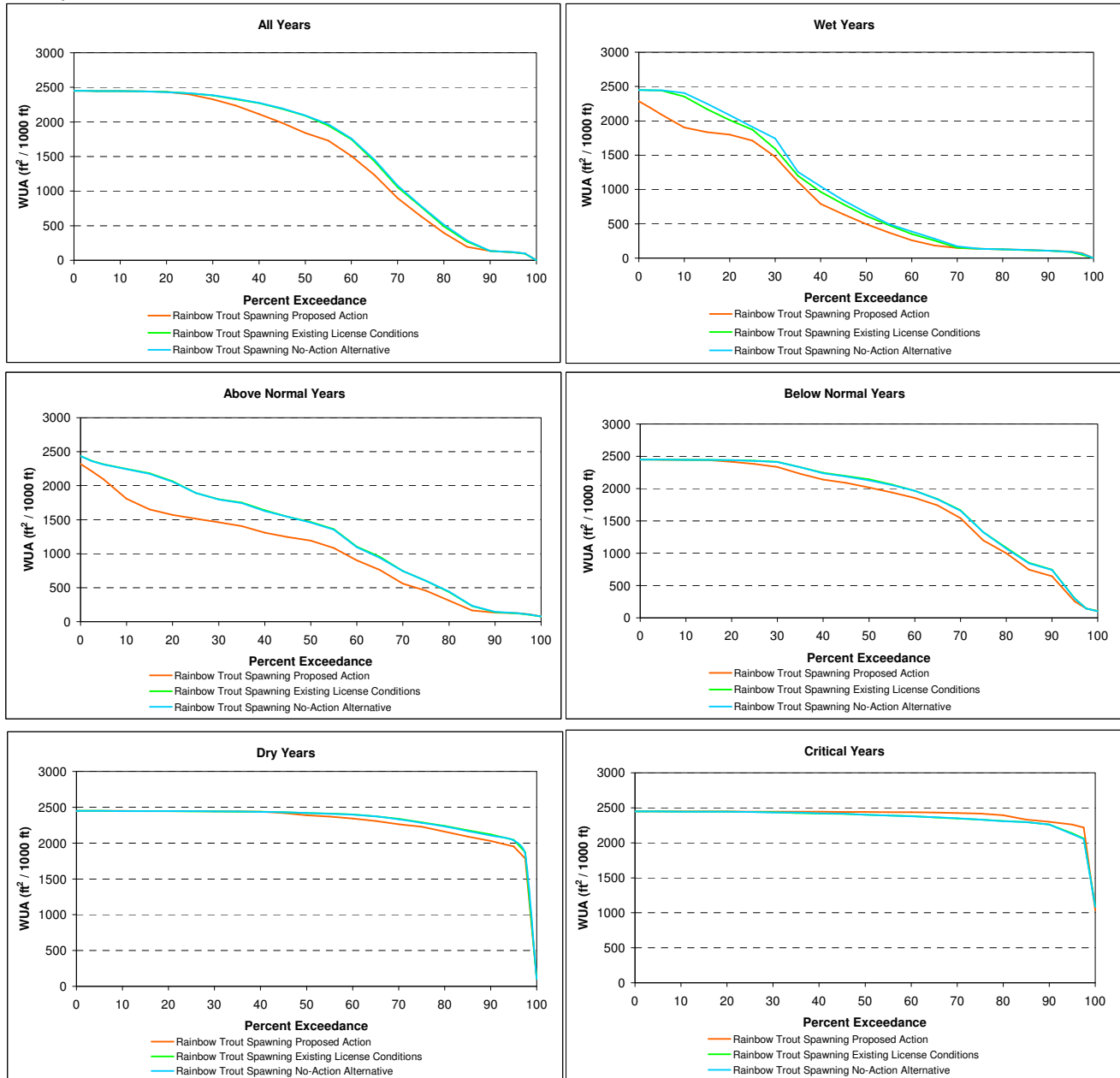


Figure C2b - 57. Rubicon River - 20.9 Rainbow Trout Large Stream Adult Summer Through Fall (June - October) Habitat Exceedance Plots for All Water Years and each Water Year Type Separately (Wet, Above Normal, Below Normal, Dry, Critical). Hydrology Model Node 840.842+842ACC (Bottom of Reach).

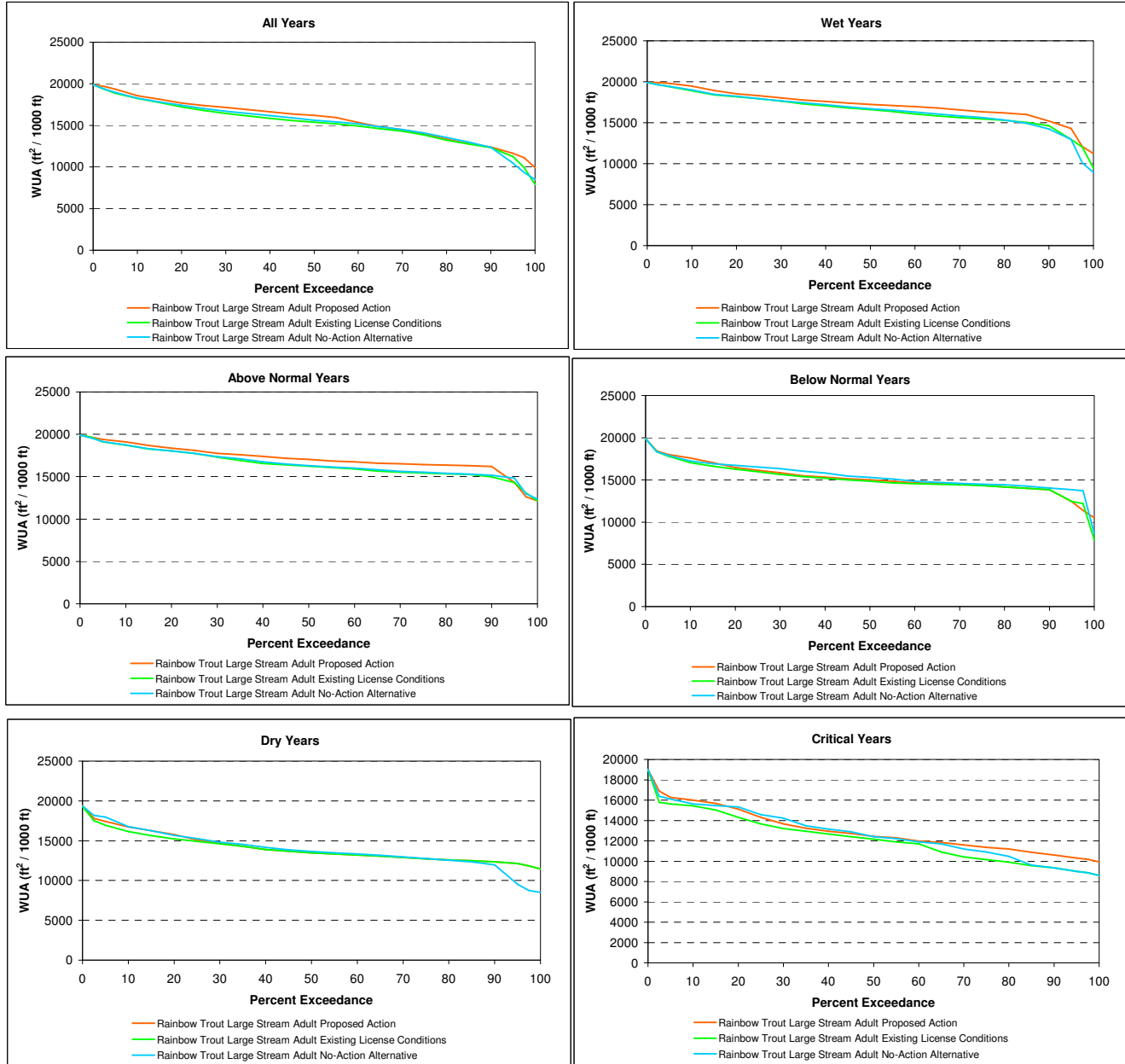


Figure C2b - 58. Rubicon River - 20.9 Rainbow Trout Large Stream Juvenile Summer Through Fall (June - October) Habitat Exceedance Plots for All Water Years and each Water Year Type Separately (Wet, Above Normal, Below Normal, Dry, Critical). Hydrology Model Node 840.842+842ACC (Bottom of Reach).

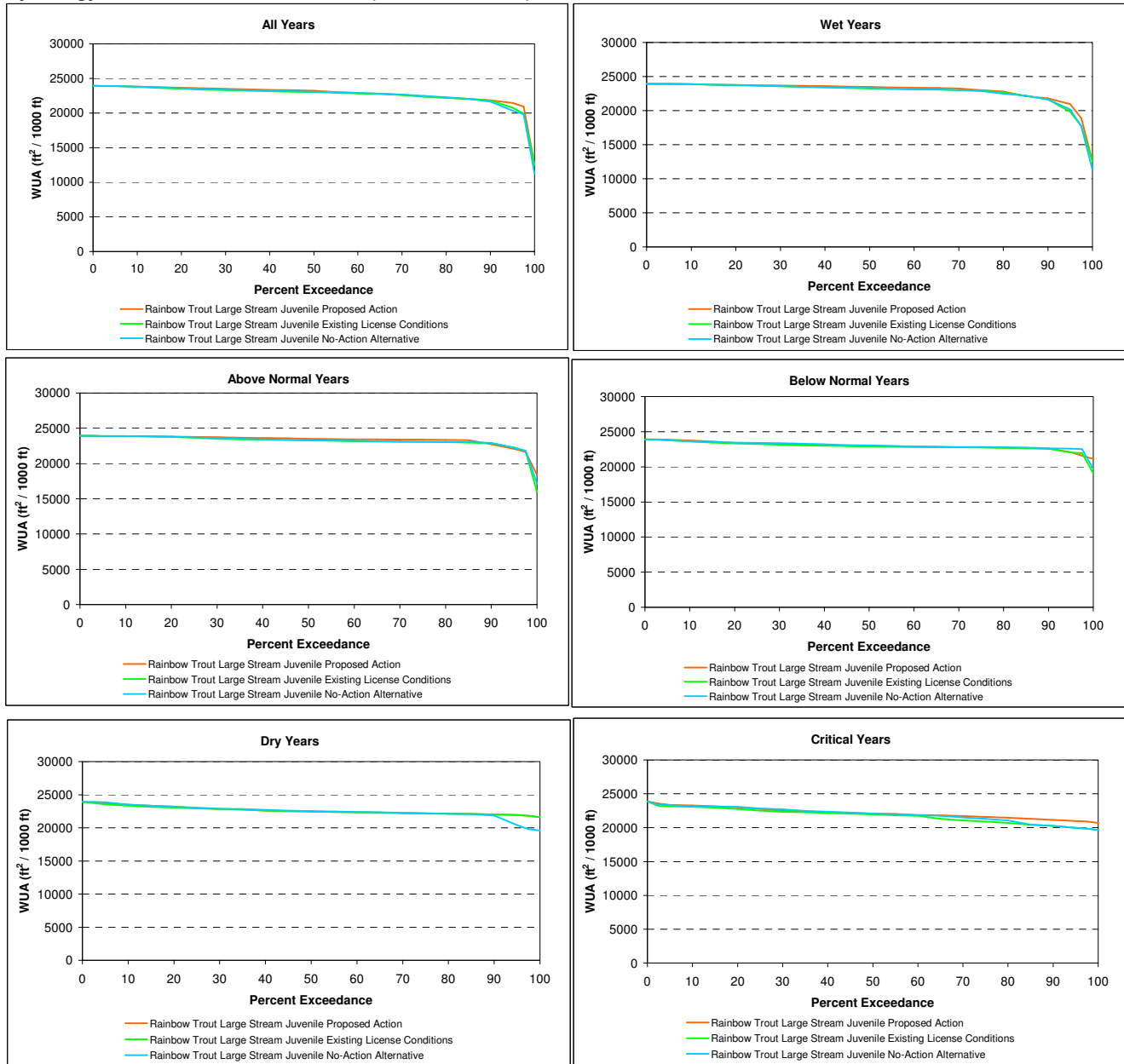


Figure C2b - 59. Rubicon River - 20.9 Hardhead/Sacramento Pikeminnow Juvenile Summer Through Fall (June - October) Habitat Exceedance Plots for All Water Years and each Water Year Type Separately (Wet, Above Normal, Below Normal, Dry, Critical). Hydrology Model Node 840.842+842ACC (Bottom of Reach).

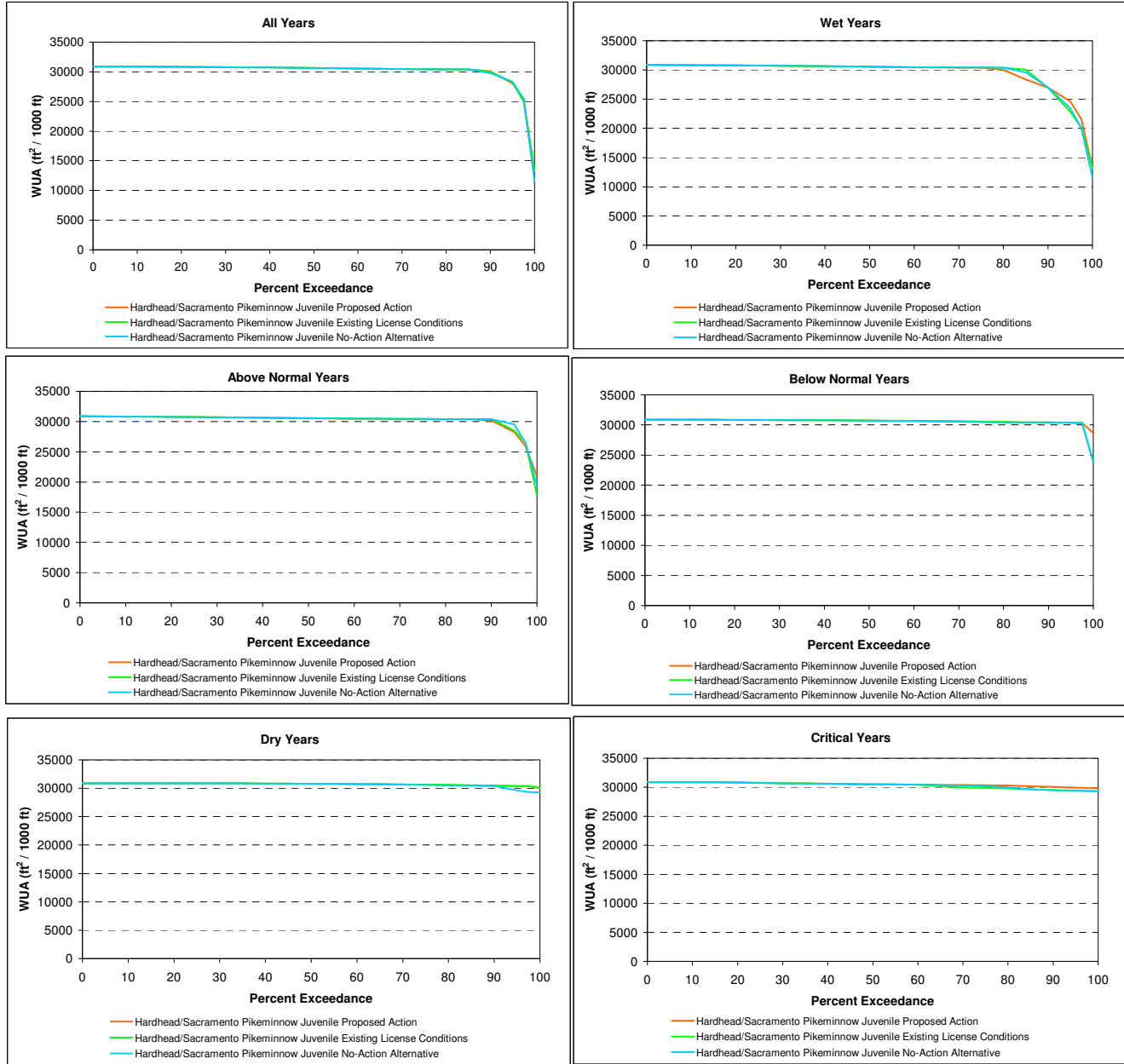


Figure C2b - 60. Rubicon River - 20.9 Hardhead/Sacramento Pikeminnow Adult Summer Through Fall (June - October) Habitat Exceedance Plots for All Water Years and each Water Year Type Separately (Wet, Above Normal, Below Normal, Dry, Critical). Hydrology Model Node 840.842+842ACC (Bottom of Reach).

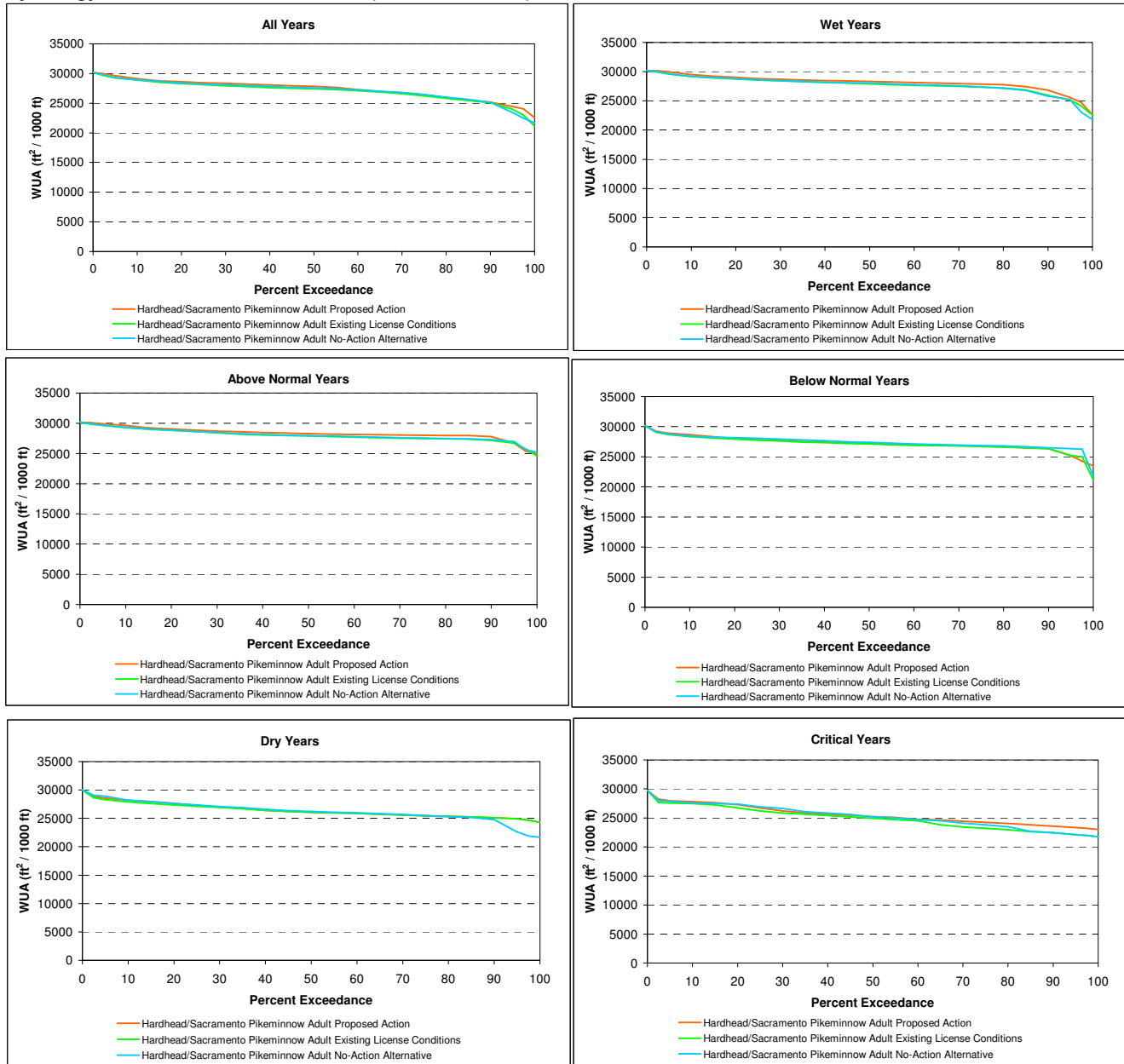


Figure C2b - 61. Rubicon River - R3.5 Rainbow Trout Spawning Habitat Exceedance Plots for All Water Years and each Water Year Type Separately (Wet, Above Normal, Below Normal, Dry, Critical). Hydrology Model Node 842.815 (Top of Reach).

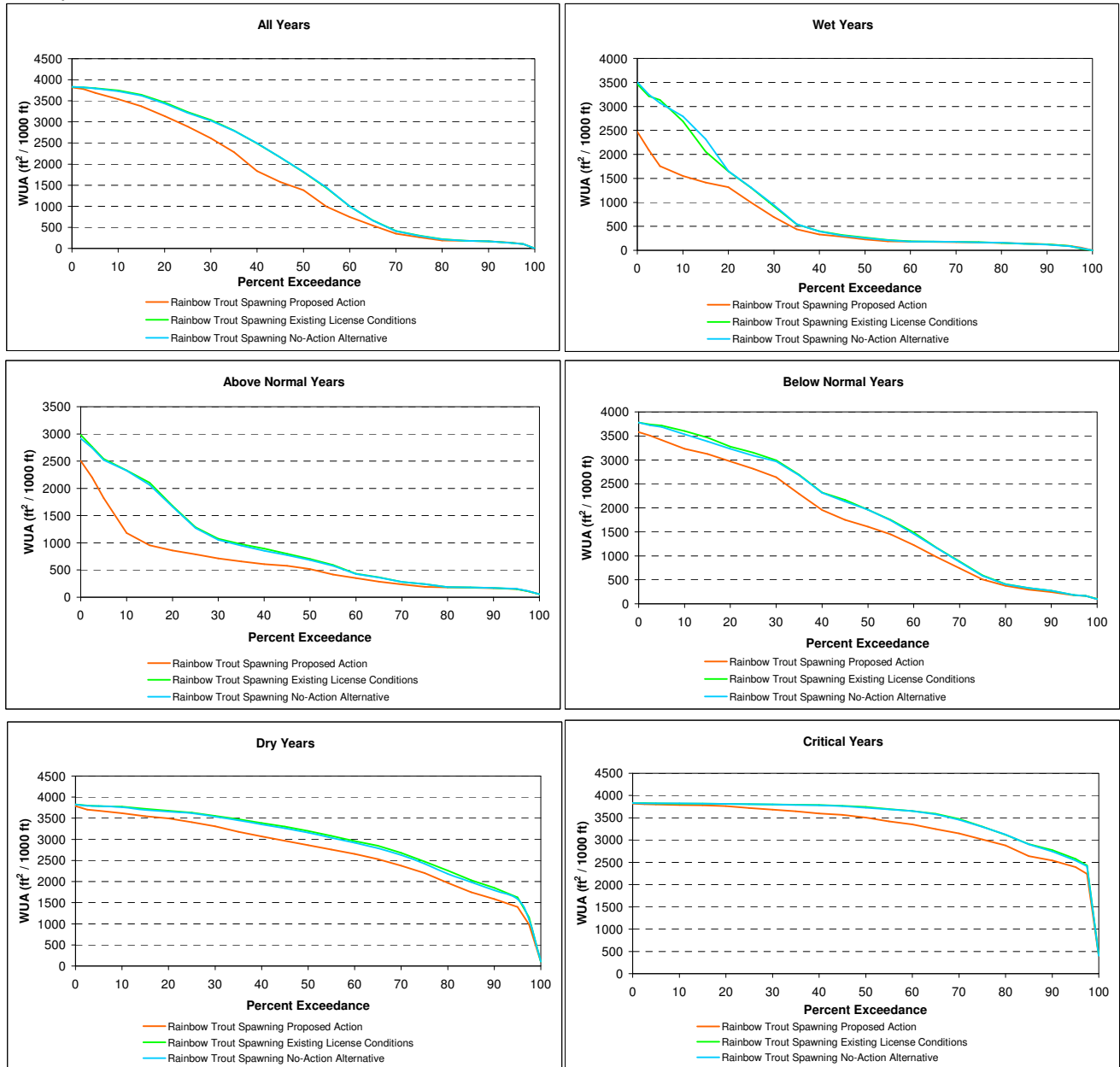


Figure C2b - 62. Rubicon River - R3.5 Foothill Yellow-Legged Frog Breeding Habitat Exceedance Plots for All Water Years and each Water Year Type Separately (Wet, Above Normal, Below Normal, Dry, Critical). Hydrology Model Node 842.815 (Top of Reach).

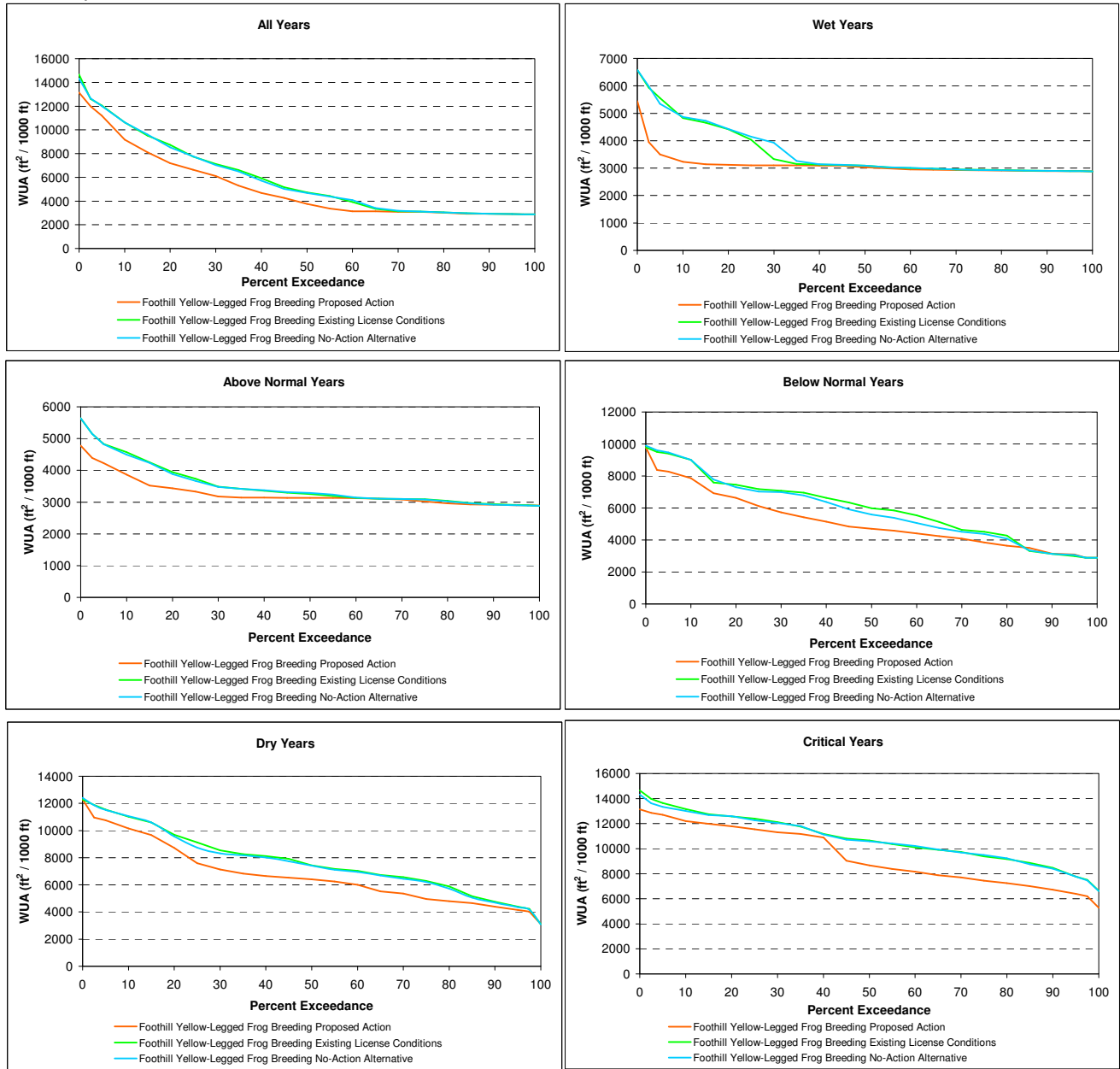


Figure C2b - 63. Rubicon River - R3.5 Rainbow Trout Large Stream Adult Summer Through Fall (June - October) Habitat Exceedance Plots for All Water Years and each Water Year Type Separately (Wet, Above Normal, Below Normal, Dry, Critical). Hydrology Model Node 842.815 (Top of Reach).

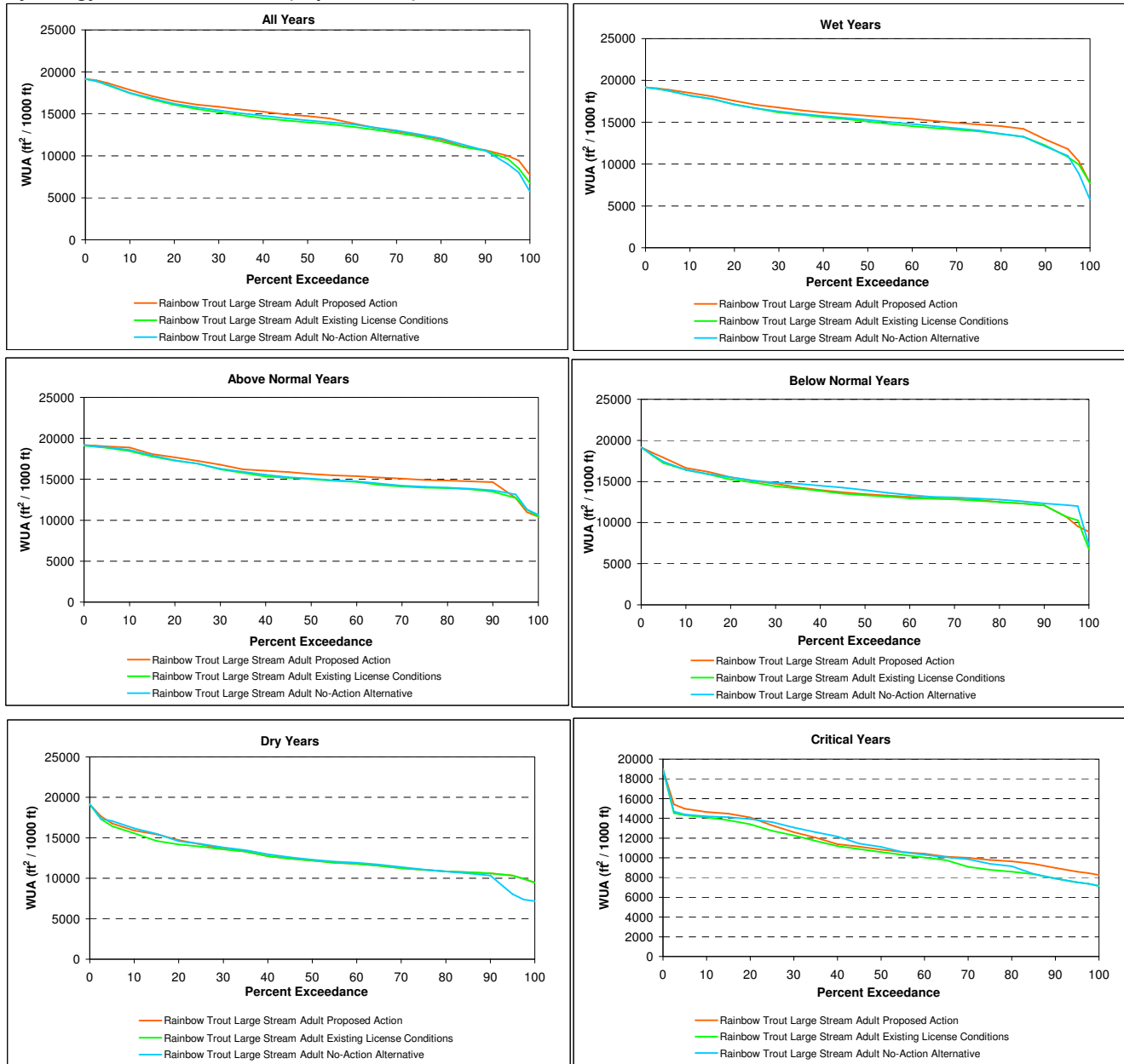


Figure C2b - 64. Rubicon River - R3.5 Rainbow Trout Large Stream Juvenile Summer Through Fall (June - October) Habitat Exceedance Plots for All Water Years and each Water Year Type Separately (Wet, Above Normal, Below Normal, Dry, Critical). Hydrology Model Node 842.815 (Top of Reach).

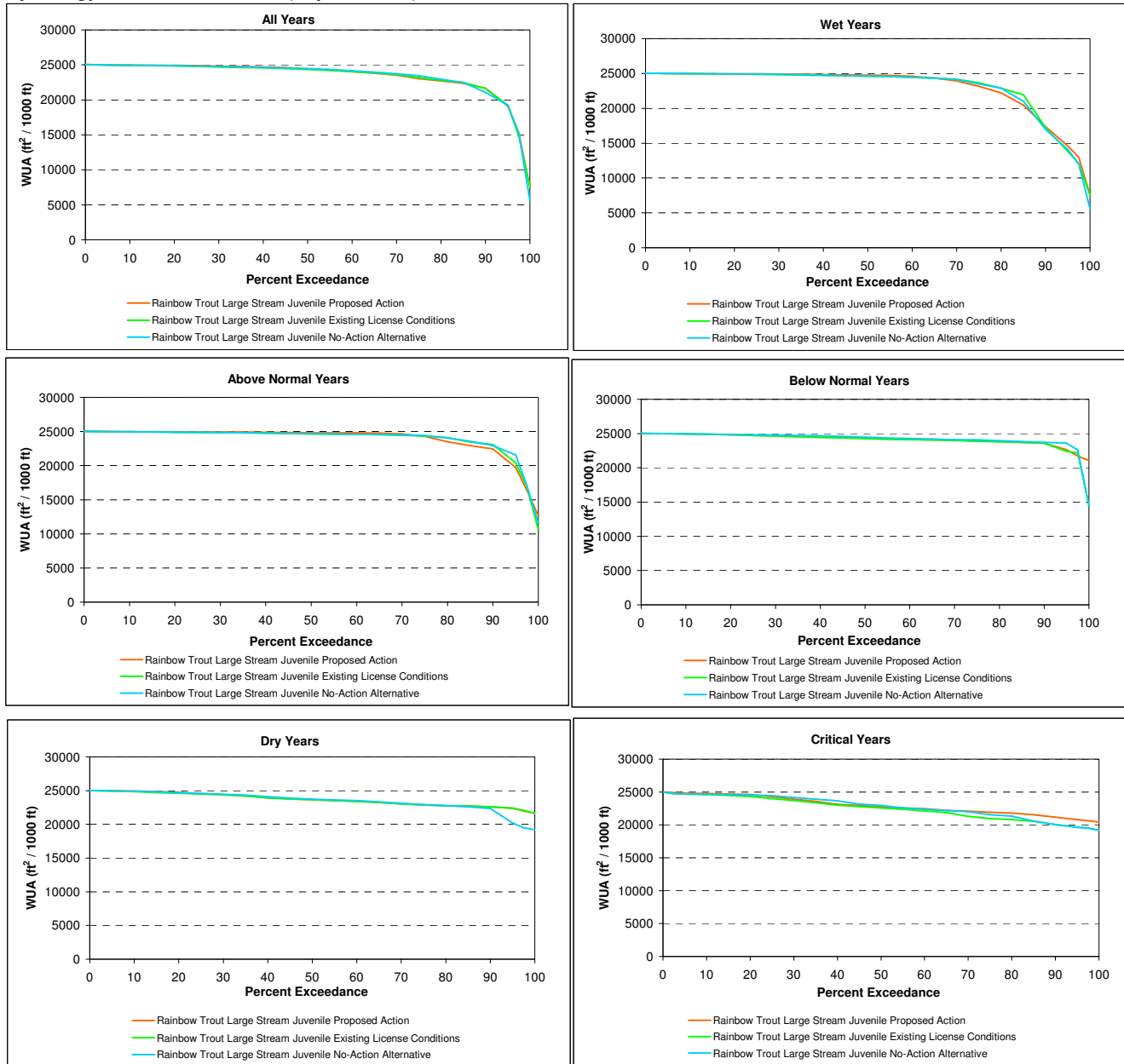


Figure C2b - 65. Rubicon River - R3.5 Hardhead/Sacramento Pikeminnow Juvenile Summer Through Fall (June - October) Habitat Exceedance Plots for All Water Years and each Water Year Type Separately (Wet, Above Normal, Below Normal, Dry, Critical). Hydrology Model Node 842.815 (Top of Reach).

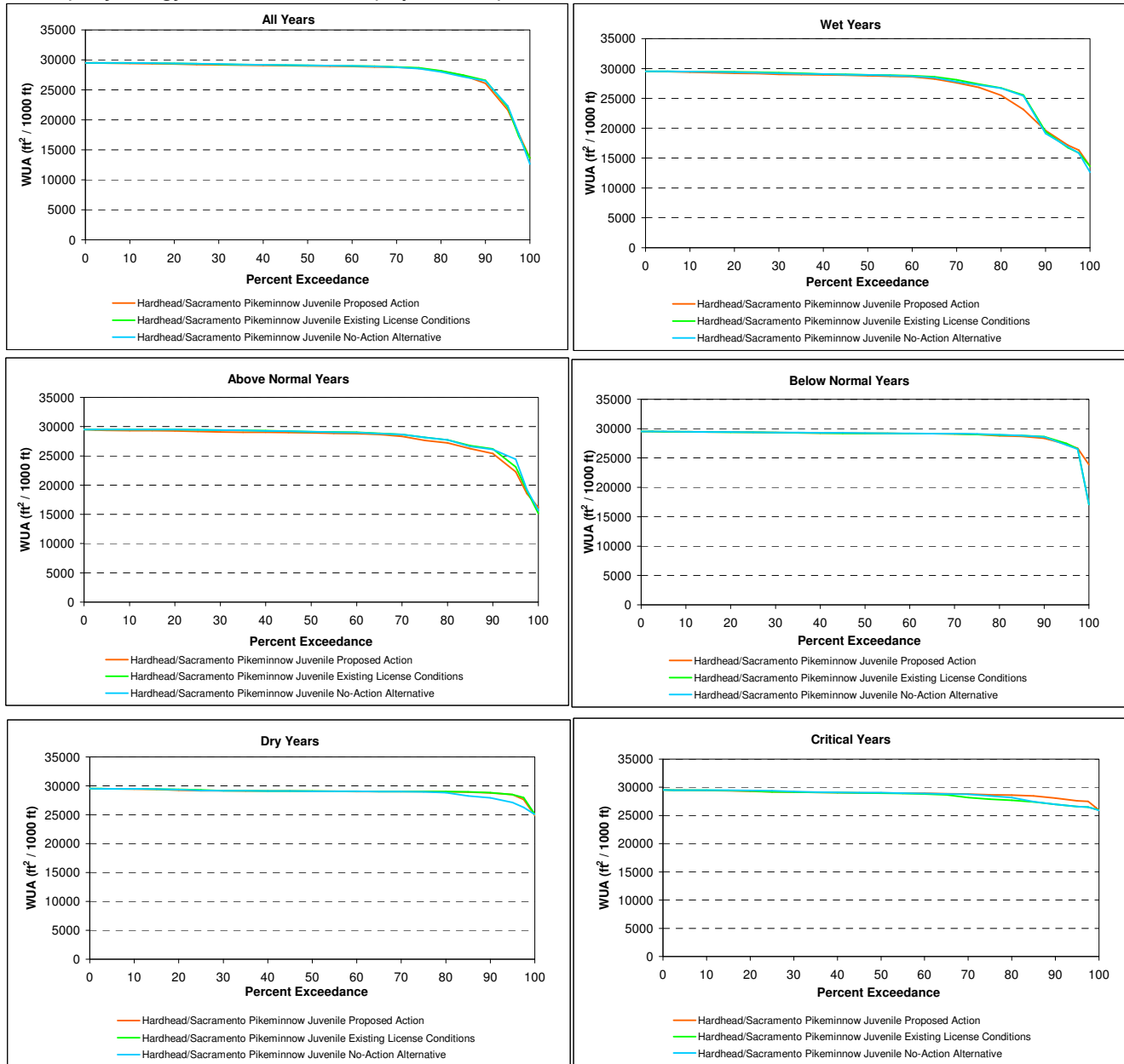


Figure C2b - 66. Rubicon River - R3.5 Hardhead/Sacramento Pikeminnow Adult Summer Through Fall (June - October) Habitat Exceedance Plots for All Water Years and each Water Year Type Separately (Wet, Above Normal, Below Normal, Dry, Critical). Hydrology Model Node 842.815 (Top of Reach).

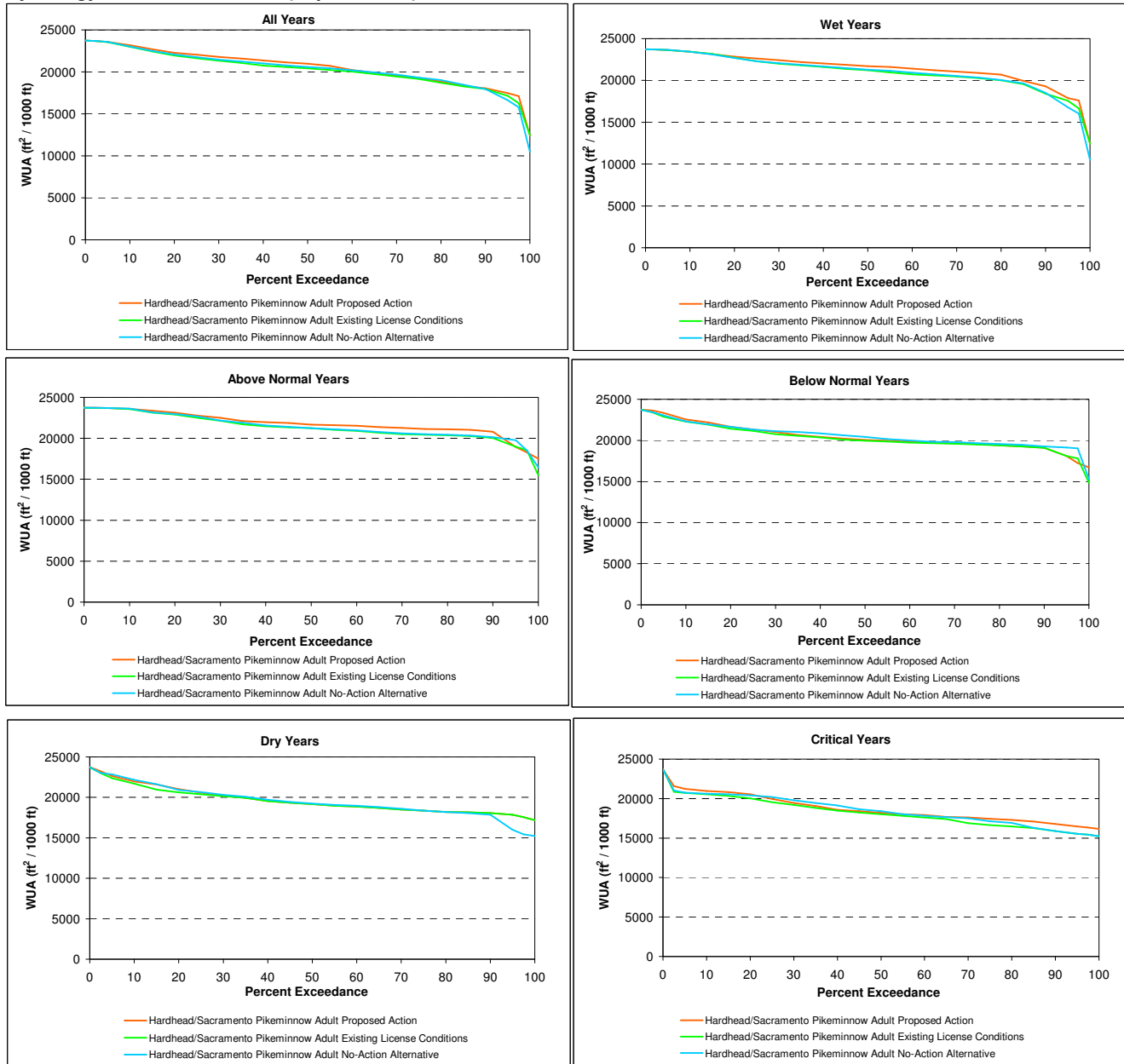


Figure C2b - 67. Rubicon River - R3.5 Foothill Yellow-Legged Frog Tadpole Summer Through Fall (June - October) Habitat Exceedance Plots for All Water Years and each Water Year Type Separately (Wet, Above Normal, Below Normal, Dry, Critical). Hydrology Model Node 842.815 (Top of Reach).

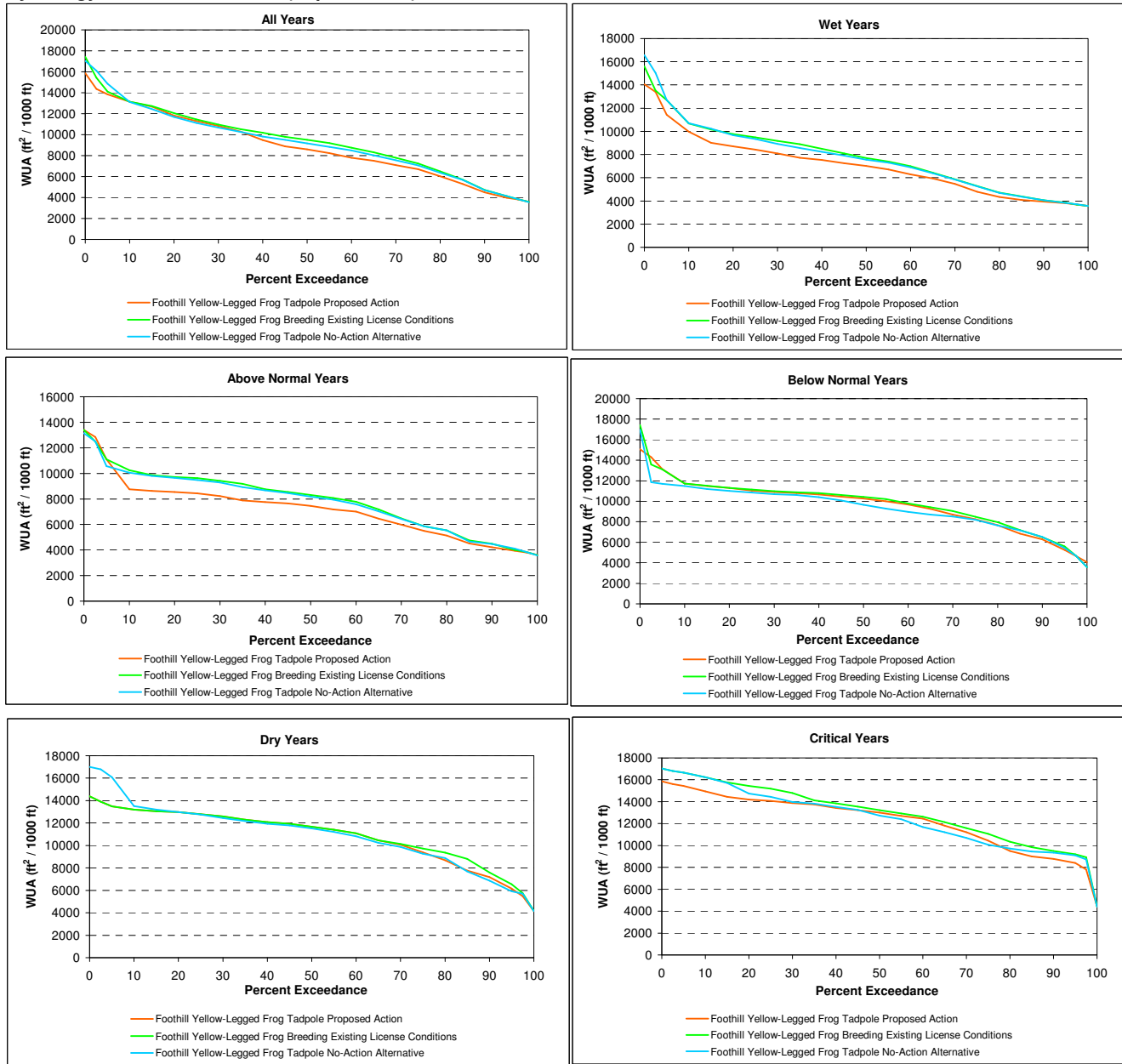


Figure C2b - 68. Rubicon River - R3.5 Rainbow Trout Spawning Habitat Exceedance Plots for All Water Years and each Water Year Type Separately (Wet, Above Normal, Below Normal, Dry, Critical). Hydrology Model Node 842.815+815ACC (Bottom of Reach).

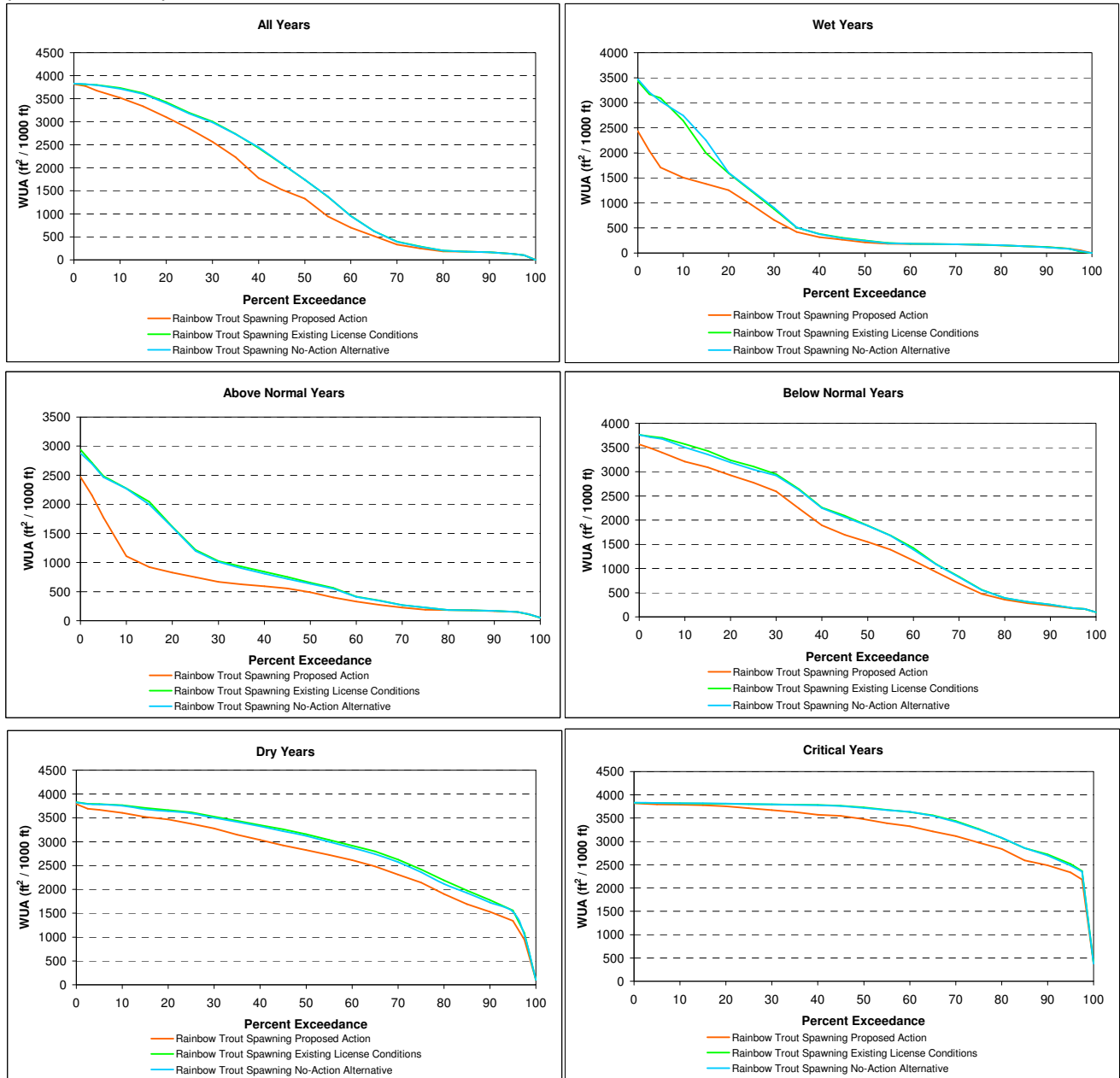


Figure C2b - 69. Rubicon River - R3.5 Foothill Yellow-Legged Frog Breeding Habitat Exceedance Plots for All Water Years and each Water Year Type Separately (Wet, Above Normal, Below Normal, Dry, Critical). Hydrology Model Node 842.815+815ACC (Bottom of Reach).

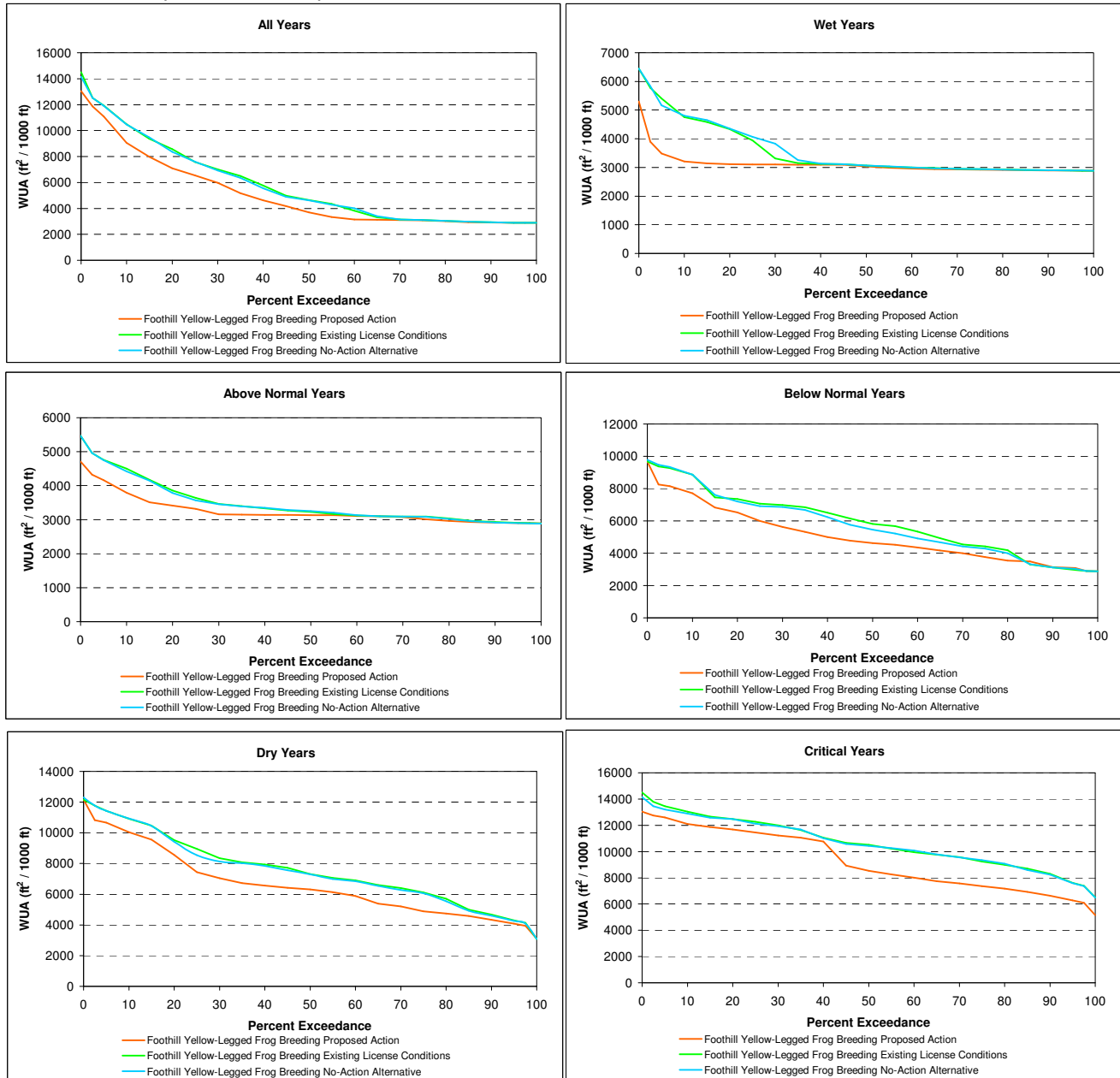


Figure C2b - 70. Rubicon River - R3.5 Rainbow Trout Large Stream Adult Summer Through Fall (June - October) Habitat Exceedance Plots for All Water Years and each Water Year Type Separately (Wet, Above Normal, Below Normal, Dry, Critical). Hydrology Model Node 842.815+815ACC (Bottom of Reach).

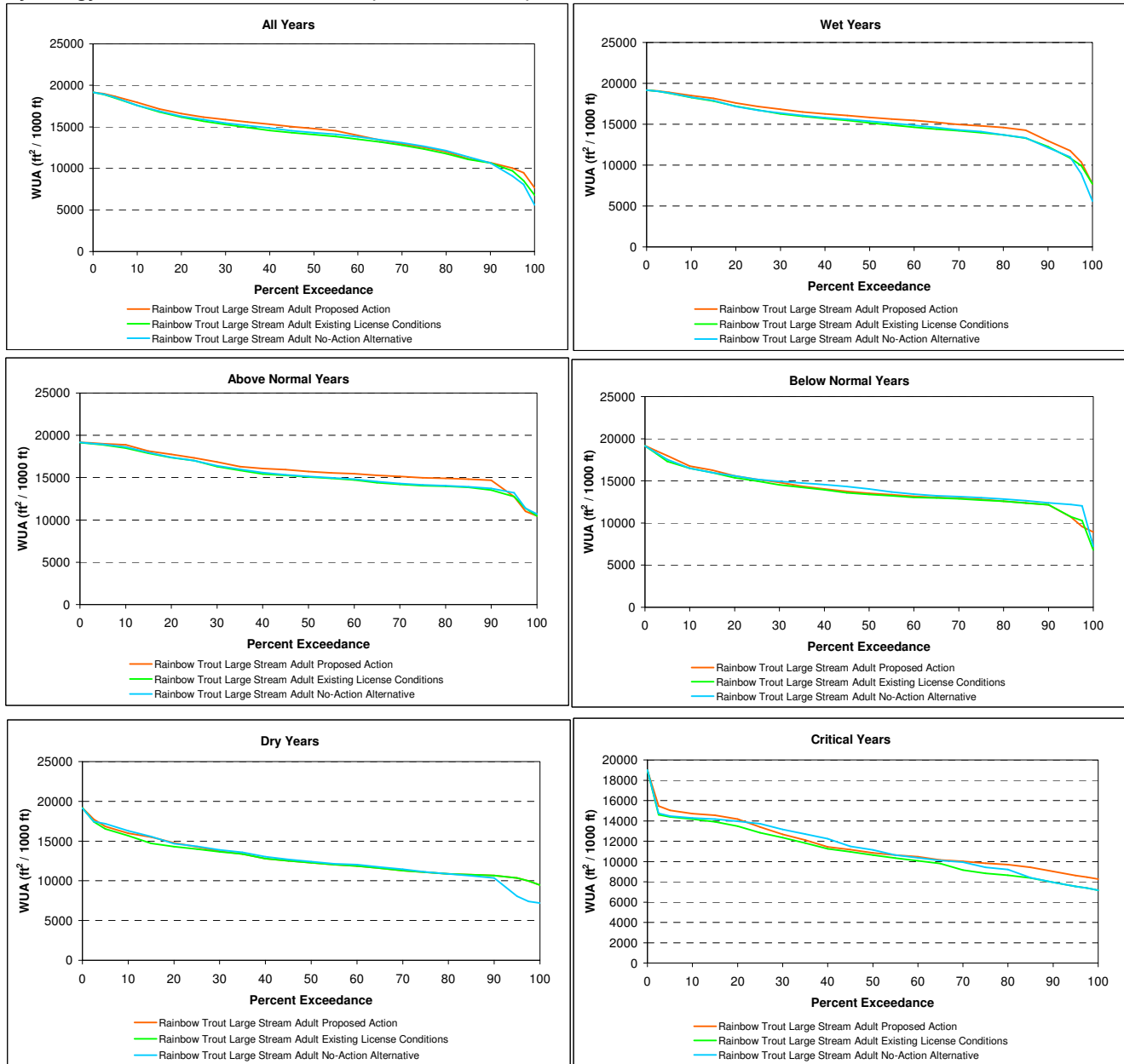


Figure C2b - 71. Rubicon River - R3.5 Rainbow Trout Large Stream Juvenile Summer Through Fall (June - October) Habitat Exceedance Plots for All Water Years and each Water Year Type Separately (Wet, Above Normal, Below Normal, Dry, Critical). Hydrology Model Node 842.815+815ACC (Bottom of Reach).

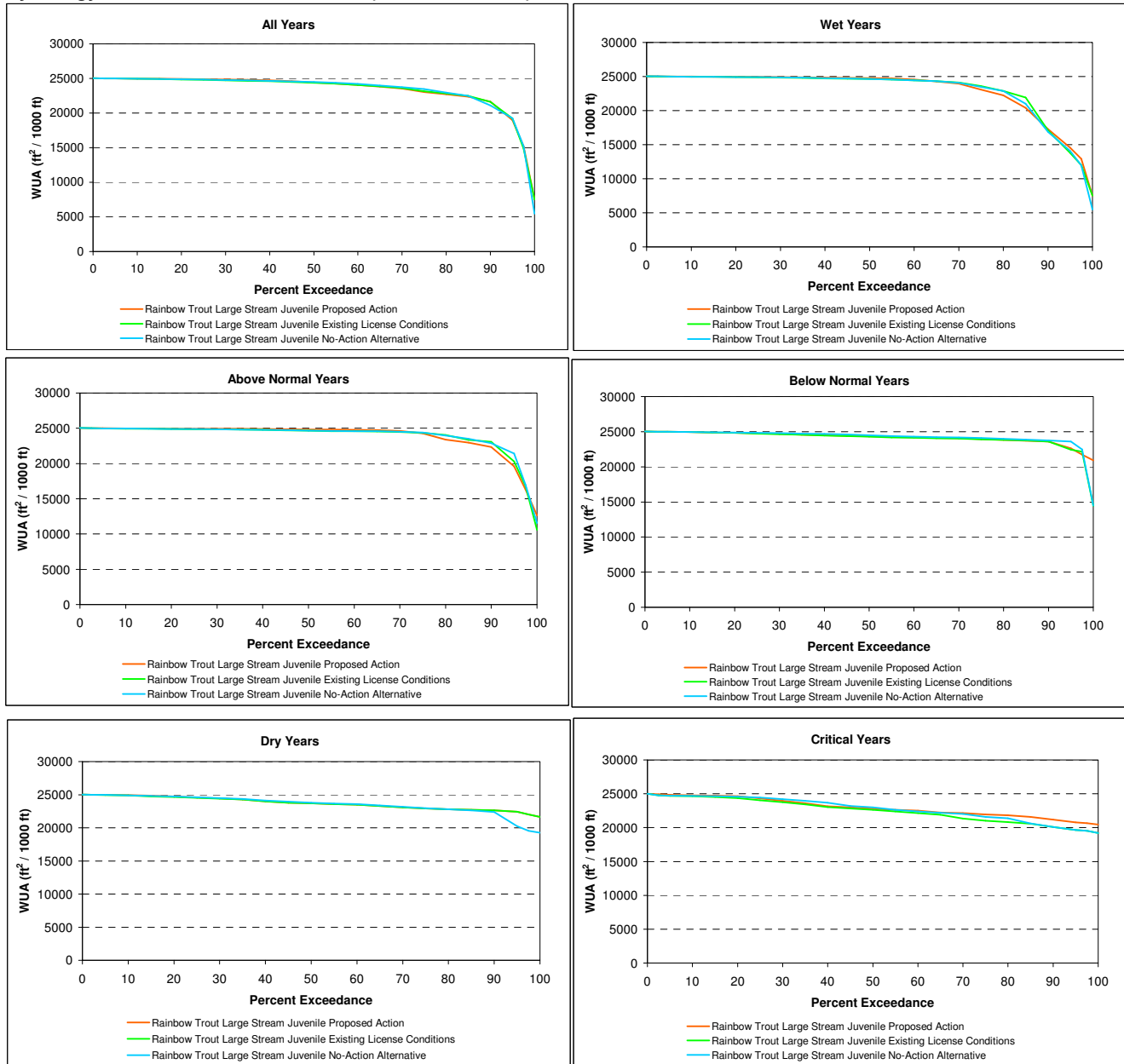


Figure C2b - 72. Rubicon River - R3.5 Hardhead/Sacramento Pikeminnow Juvenile Summer Through Fall (June - October) Habitat Exceedance Plots for All Water Years and each Water Year Type Separately (Wet, Above Normal, Below Normal, Dry, Critical). Hydrology Model Node 842.815+815ACC (Bottom of Reach).

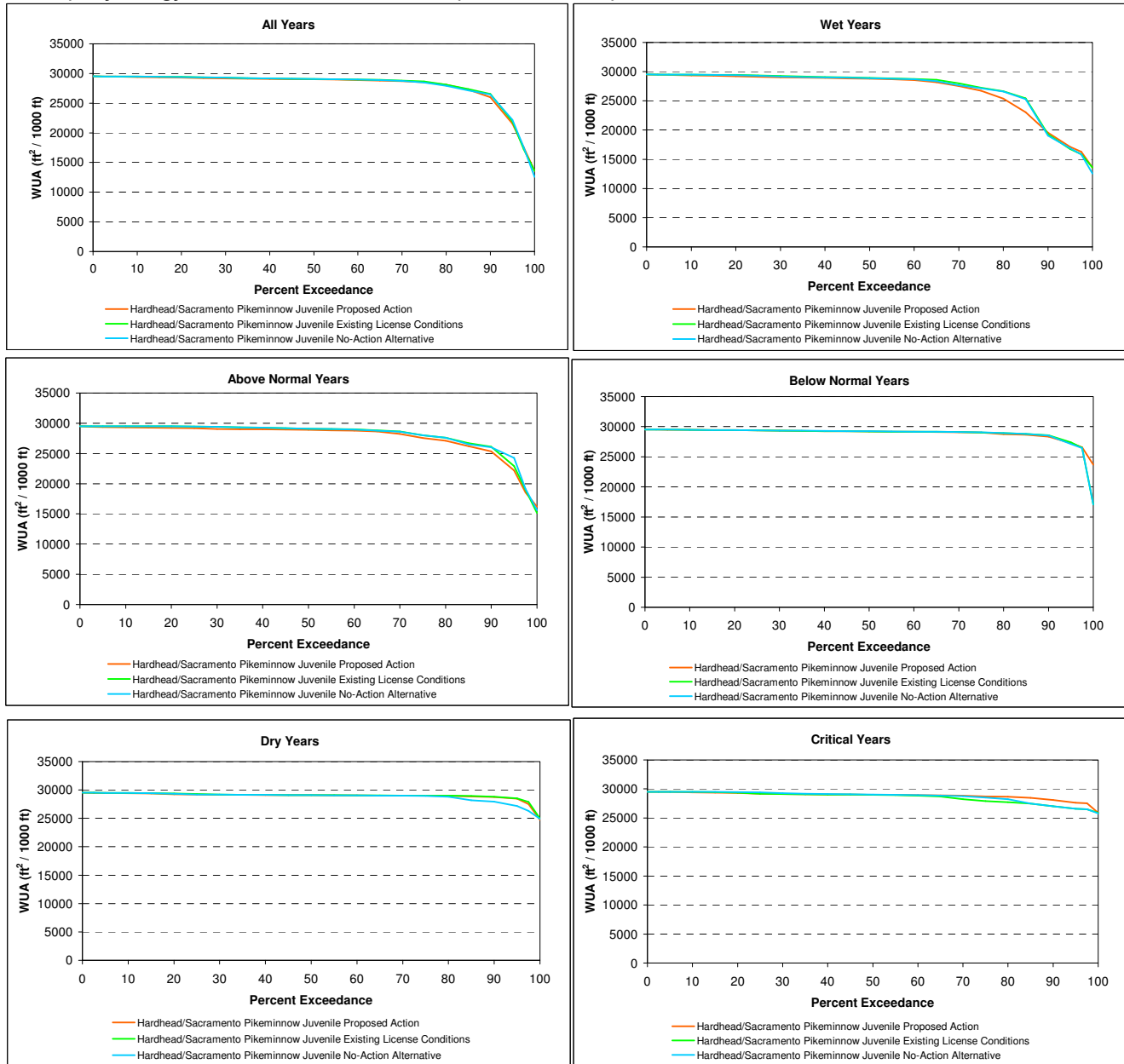


Figure C2b - 73. Rubicon River - R3.5 Hardhead/Sacramento Pikeminnow Adult Summer Through Fall (June - October) Habitat Exceedance Plots for All Water Years and each Water Year Type Separately (Wet, Above Normal, Below Normal, Dry, Critical). Hydrology Model Node 842.815+815ACC (Bottom of Reach).

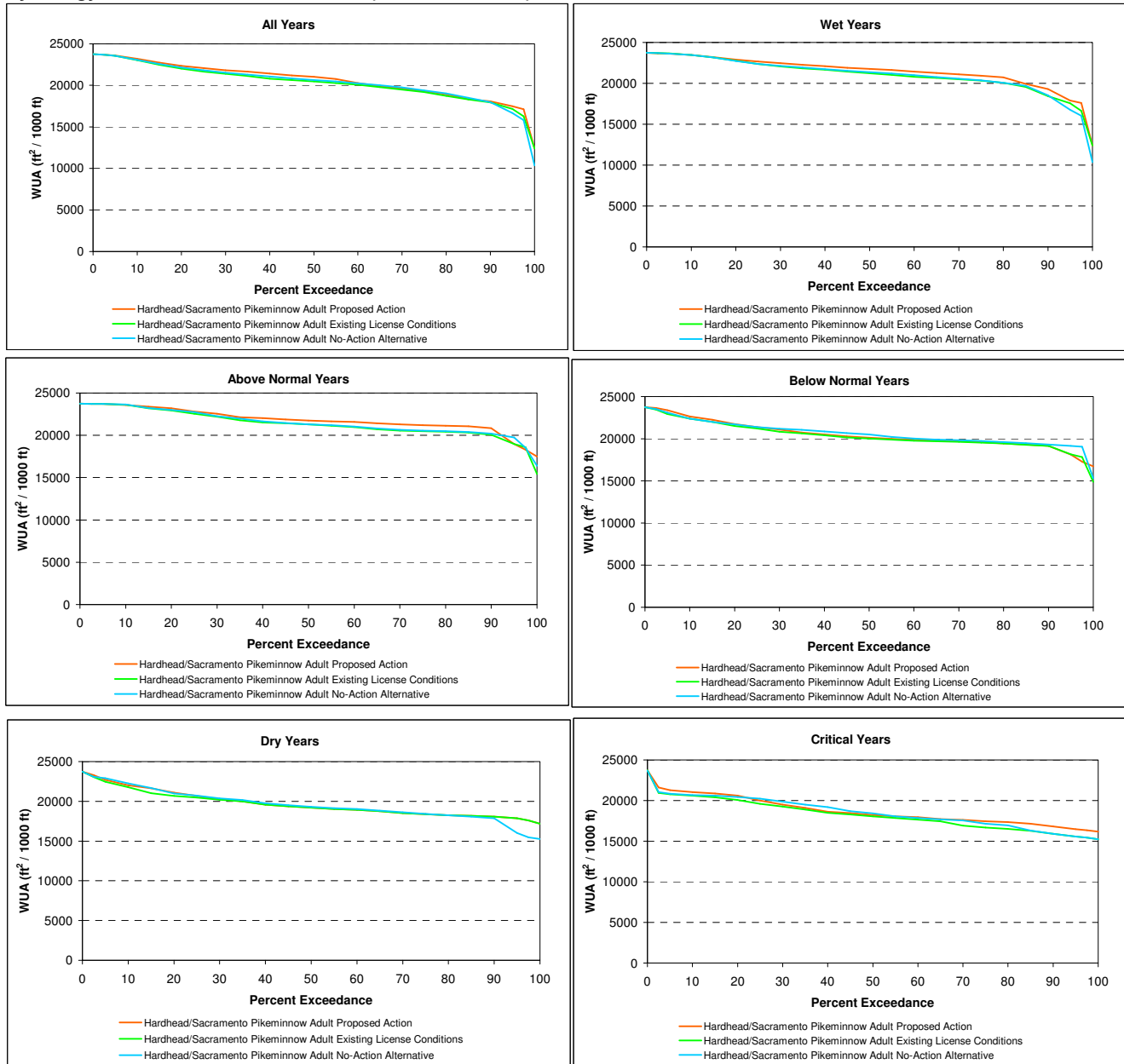


Figure C2b - 74. Rubicon River - R3.5 Foothill Yellow-Legged Frog Tadpole Summer Through Fall (June - October) Habitat Exceedance Plots for All Water Years and each Water Year Type Separately (Wet, Above Normal, Below Normal, Dry, Critical). Hydrology Model Node 842.815+815ACC (Bottom of Reach).

