

Bidg Number:	1501	Size (SF):	236	Maintenance Level:	Year constructed:	Cost Data: Means and 30% National Markup which includes preconstruction, contract administration, and procure...																	
Bi Name:	Echo Lake Trailhead Toilet	Survey Date:	10/2/01	(5 4 3 2 1)																			
Sub Major:	Perschnld	Annual Costs - Non-Critical			Annual Costs - Critical			Deferred Costs - Non-Critical			Deferred Costs - Critical												
Description	1.3	Freq. Years	Qty	Unit Cost	Total Cost	% Critical	H&S Cost	Res. Cost	Mis. Cost	H&S Cost	Res. Cost	Mis. Cost	Qty	Total	% Critical	H&S Cost	Res. Cost	Mis. Cost	H&S Cost	Res. Cost	Mis. Cost		
Cinder Block - 4 Vauils																							
SITE WORK - Exterior																							
Water Line		30		\$ 4.34		10																	
Sewer Line		30		\$ 5.71		15																	
Electric Line 1" to 2"		50		\$ 11.14		10																	
Electric Line 3"		50		\$ 24.32		10																	
Total Cost of Site Work					\$ -		\$ -	\$ -	\$ -	\$ -	\$ -	\$ -		\$ -		\$ -	\$ -	\$ -	\$ -	\$ -	\$ -		
ARCHITECTURAL WORK																							
Concrete Flat Work		30	580	\$ 3.21	\$ 62.08	0	\$ 6.21	\$ -	\$ 55.87	\$ -	\$ -	\$ -		\$ -		\$ -	\$ -	\$ -	\$ -	\$ -	\$ -		
Footings		75		\$ 10.89		0																	
Replace w/CXT - Double Unit		40		\$ 30,500		0																	
Replace w/CXT - Single Unit		40		\$ 15,000		0																	
Blockwall		75		\$ 9.56		0																	
Fascia boards		20	65	\$ 0.52	\$ 1.69	0	\$ 0.17	\$ -	\$ 1.52	\$ -	\$ -	\$ -											
Rough Framing		100		\$ 13.39		0																	
Plywood Roofing		40		\$ 1.55		0																	
Plywood Flooring		40		\$ 1.52		0																	
Trim (Interior or Exterior)		30		\$ 2.65		0																	
Insulation - Walls or Floor		100		\$ 0.75		0																	
Insulation - Ceiling (R30)		15		\$ 1.09		0																	
Roofing - Composite		15		\$ 15.00		0							65	\$ 70.98	10	\$ -	\$ -	\$ 63.88	\$ -	\$ -	\$ 7.10		
Roofing - Metal		40	719	\$ 4.11	\$ 73.84	0	\$ 14.77	\$ -	\$ 59.07	\$ -	\$ -	\$ -											
Siding - Metal		40		\$ 3.54		0																	
Siding - Wood		30		\$ 2.90		0																	
Doors - Metal		45	4	\$ 308.10	\$ 27.39	0	\$ 10.95	\$ -	\$ 16.43	\$ -	\$ -	\$ -											
Doors - Wood Solid Core		40		\$ 317.20		0																	
Doors - Wood Hollow Core		30		\$ 189.80		0																	
Windows Plexiglass		10	28	\$ 14.25	\$ 39.89	0	\$ -	\$ -	\$ 39.89	\$ -	\$ -	\$ -											
Door Hinges		60	12	\$ 36.73	\$ 7.35	0	\$ 1.47	\$ -	\$ 5.88	\$ -	\$ -	\$ -											
Door Handle		20		\$ 167.70		0							2	\$ 167.00	20	\$ 26.72	\$ -	\$ 106.88	\$ 6.68	\$ -	\$ 26.72		
Door Lock		50	4	\$ 167.70	\$ 13.42	0	\$ 5.37	\$ -	\$ 8.05	\$ -	\$ -	\$ -											
Door Closure		15	4	\$ 217.10	\$ 57.89	0	\$ 28.95	\$ -	\$ 28.95	\$ -	\$ -	\$ -											
Tile - Interior walls/floor		30		\$ 6.80		0																	
Paint/Scraps - Exterior		10	112	\$ 1.20	\$ 13.40	0	\$ -	\$ -	\$ 13.40	\$ -	\$ -	\$ -											
Painting - Interior		8		\$ 0.38		0																	
Painting - Floor (Epoxy)		5		\$ 1.77		0																	
Mirrors		5		\$ 42.69		0																	
Signs		8		\$ 84.50		0																	
Grab Bars 3' to 4'		20	4	\$ 82.55	\$ 16.51	0	\$ 16.51	\$ -	\$ -	\$ -	\$ -	\$ -											
Total Cost of Architectural Work					\$ 313.45		\$ 84.39	\$ -	\$ 229.06	\$ -	\$ -	\$ -		\$ 237.98		\$ 26.72	\$ -	\$ 170.76	\$ 6.68	\$ -	\$ 33.82		
MECHANICAL WORK - Interior																							
Water Line - Copper		30		\$ 13.98		0																	
Sewer Line - ABS 2" to 3"		35		\$ 18.72		0																	
Gas Line - Black, 3/4"		75		\$ 10.40		0																	
Drinking Fountain		10		\$ 741.00		0																	
Lavatory (Sink only)		40		\$ 375.70		0																	
Service Sink		35		\$ 396.50		0																	
Showers		20		\$ 812.50		0																	
Urinal		35		\$ 702.00		0																	
Water Closet		35		\$ 799.50		0																	
Hot Waterheater		12		\$ 1,254.50		0																	
Replumbing		10		\$ 130.00		0																	
Total Cost of Mechanical Work					\$ -		\$ -	\$ -	\$ -	\$ -	\$ -	\$ -		\$ -		\$ -	\$ -	\$ -	\$ -	\$ -	\$ -		
ELECTRICAL WORK																							
Electric EMT Conduit - 12 ga.		50		\$ 4.56		0																	
Interior Electric Romex - 12 ga.		50		\$ 2.22		0																	
Breaker		50		\$ 39.00		0																	
Electric Panelboard		50		\$ 1,332.50		0																	
Interior Light Fixture		20		\$ 171.60		0																	
Light Switch		15		\$ 37.70		0																	
Duplex Receptacle		15		\$ 40.30		0																	
Bathroom Fan - Vent		15		\$ 135.20		0																	
Heater - Electric		30		\$ 455.00		0																	
Total Cost of Electrical Work					\$ -		\$ -	\$ -	\$ -	\$ -	\$ -	\$ -		\$ -		\$ -	\$ -	\$ -	\$ -	\$ -	\$ -		
Total Cost (Including site, arch., mech., and elec.)					\$ 313.45		\$ 84.39	\$ -	\$ 229.06	\$ -	\$ -	\$ -		\$ 237.98		\$ 26.72	\$ -	\$ 170.76	\$ 6.68	\$ -	\$ 33.82		
Costs from RS Means Building Construction Cost Data - 12th Annual Edition, 1999 Western Edition by R.S. Means Company, Inc.												\$ 313.45											

4/1/01
C. Davis

Bldg Number:	ET1501		Size (SF):			Maintenance Level:			Year constructed:			Cost Data: Means and 30% National Markup wh
Bldg Name:	Suzanne Lake Trail and RR		Survey Date:	10/2/01		(5 4 3 2 1)						
Surveyor:	Red Ellis		Annual Costs - Non-Critical					Annual Costs - Critical				
Description	1.3	Freq.	Unit	Total	%	H&S	Res.	Mis.	H&S	Res.	Mis.	Qty
		Years	Qty	Cost	Cost	Critical	Cost	Cost	Cost	Cost	Cost	
SITE WORK - Exterior												
Water Line		30		\$ 4.34		10						
Sewer Line		30		\$ 5.71		15						
Electric Line 1" to 2"		50		\$ 11.14		10						
Electric Line 3"		50		\$ 24.32		10						
Total Cost of Site Work				\$ -			\$ -	\$ -	\$ -	\$ -	\$ -	
ARCHITECTURAL WORK												
Concrete Flat Work		30	187	\$ 3.21	\$ 20.02	0	\$ 2.00	\$ -	\$ 18.01	\$ -	\$ -	
Footings		75		\$ 10.89		0						
Replace w/CXT - Double Unit		40		\$ 30,500		0						
Replace w/CXT - Single Unit		40		\$ 15,000		0						
Blockwall		75		\$ 9.56		0						
Fascia boards		20		\$ 0.52		0						
Rough Framing		100		\$ 13.39		0						
Plywood Roofing		40		\$ 1.55		0						
Plywood Flooring		40		\$ 1.52		0						
Trim (Interior or Exterior)	scrap	30		\$ 2.65		0						
Insulation - Walls or Floor		100		\$ 0.75		0						
Insulation - Attic (R30)		100		\$ 1.09		0						
Roofing - Composite		30		\$ 1.85		0						
Roofing - Metal		40	719 sf	\$ 4.11		0						
Siding - Metal		40		\$ 3.54		0						
Siding - Wood		30		\$ 2.90		0						
Doors - Metal	4	45		\$ 308.10		0						
Doors - Wood Solid Core		40		\$ 317.20		0						
Doors - Wood Hollow Core		30		\$ 189.80		0						
Windows (Double Pane)	10 glass	50	6 ea	\$ 57.95	75.83	0						
Door Hinges		60		\$ 36.73		0						
Door Lock		50		\$ 167.70		0						
Door Closure		15		\$ 217.10		0						
Drywall		75		\$ 1.37		0						
Painting - Exterior - <i>scrap's pain</i>		10	47 sf	\$ 0.59	91.20	0						
Painting - Interior		8	+65	\$ 0.38		0						
Painting - Floor (Epoxy)		5		\$ 1.77		0						
Signs		8		\$ 84.50		0						
Grab Bars 3' to 4'		20	4 ea	\$ 82.55		0						
Total Cost of Architectural Work				\$ 20.02			\$ 2.00	\$ -	\$ 18.01	\$ -	\$ -	
MECHANICAL WORK - Interior												
Water Line - Copper		30		\$ 13.98		0						
Sewer Line - ABS 2" to 3"		35		\$ 18.72		0						
Gas Line - Black, 3/4"		75		\$ 10.40		0						

BMP - by stairs - 51f x 77.6" LF

Sand + paint furniture 65 L.F. ✓

Metal roof - 719 sf

Sand + paint trim (w/air high) - 1" paint
2 (48 + 72) = 201f of "1" x 4" 2.3 sf

Interior walls are painted
4 floor

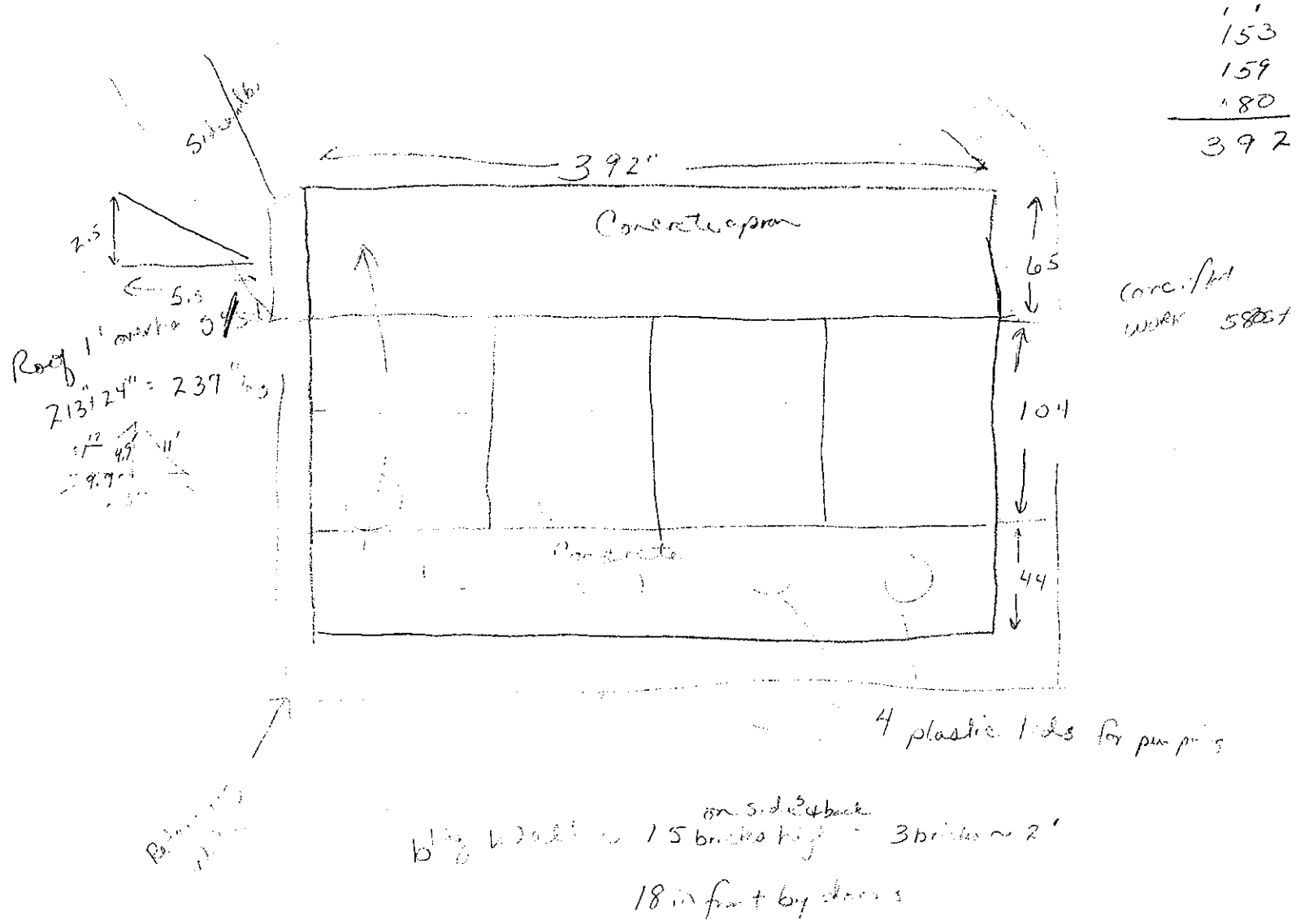
Grab bars - 4x3.5" x 11.25" - 4 ea - \$ 82.55/ea

Plastic glass in door 67.5" x 45" - 1 ea
4.75 sf x \$ 9.75/sf ✓

Replace 2 knobs

3h. gas / door

Light Switch	15	\$ 37.70								
Duplex Receptacle	15	\$ 40.30		0						
Bathroom Fan - Vent	15	\$ 135.20		0						
Heater - Electric	30	\$ 455.00		0						
Total Cost of Electrical Work			\$ -		\$ -	\$ -	\$ -	\$ -	\$ -	\$ -
Total Cost (Including site, arch., mech., and elec.)			\$ 20.02		\$ 2.00	\$ -	\$ 18.01	\$ -	\$ -	\$ -
Costs from RS Means Building Construction Cost Data - 12th Annual Edition, 1999 Western Edition by R.S. Means Company, Inc.										\$ 20.02




Echo Lot

length \rightarrow 240

approx. width \rightarrow 91

spaces \rightarrow 40 showing, estimate 13 under snow
53

400 ft. of curbing



Rob Thompson

S. S. Sanderson

6/99

LAKE TAHOE BASIN MANAGEMENT UNIT

9/21/1999

REAL PROPERTY COST ESTIMATE

ASSET CODE 30, DEVELOPED RECREATION SITE

SITE

Echo Trailhead Dev. Rec. Site

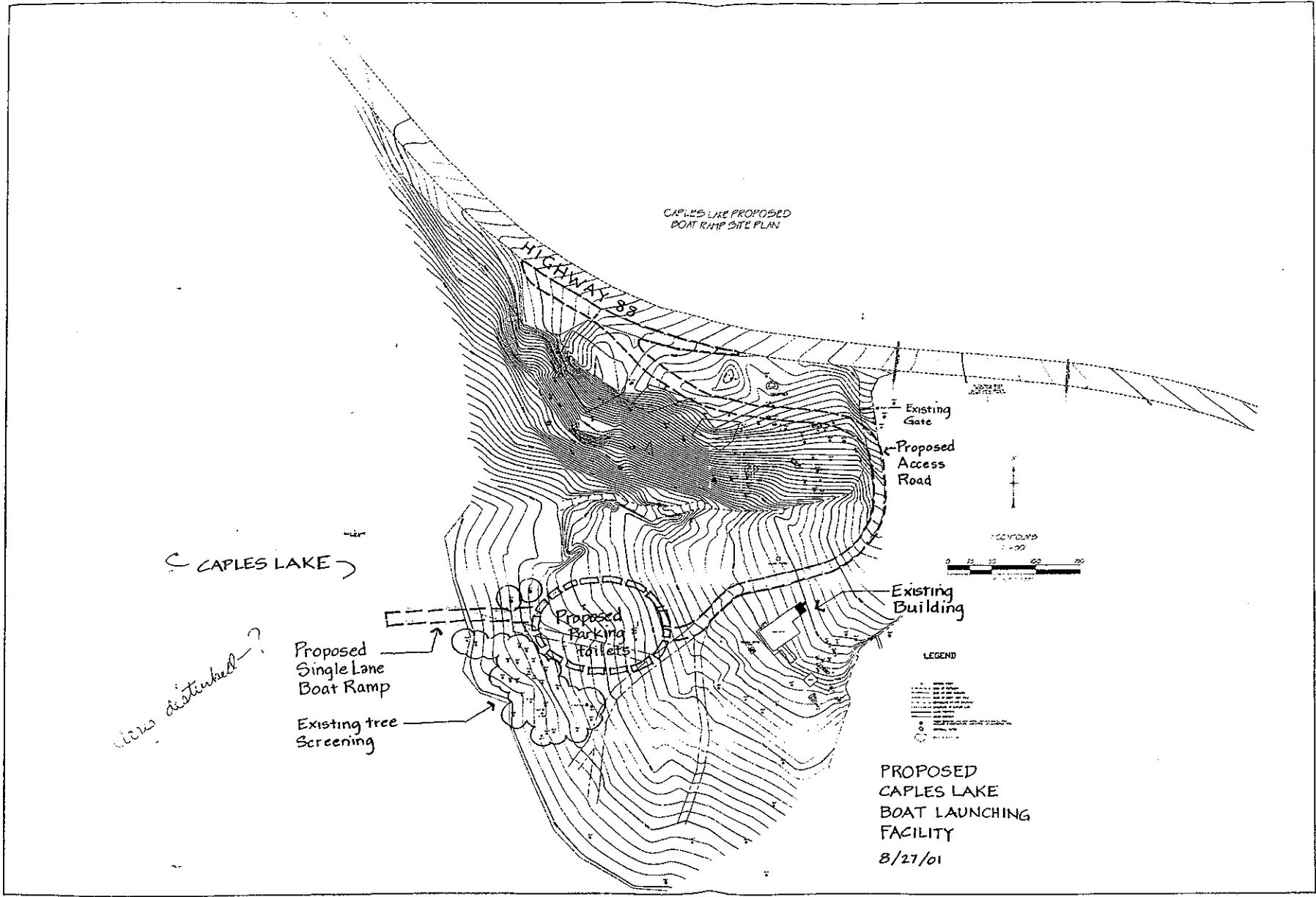
Infra #9313

Inventoried By
1995

Guarino, 6/99

ITEM	UNIT	QTY.	YEAR IN SERVICE	DEFLATION FACTOR	UNIT COST	DEFLATED		TOTAL
						1995	UNIT COST	
Retaining Wall - concrete/stone	SF	120	1978	0.441	\$ 25.00	\$ 11.03		1,323
Stairway - concrete/rock	SF	27	1978	0.441	\$ 35.00	\$ 15.44		417
Parking Lot - asphalt	SF	21840	1978	0.441	\$ 1.75	\$ 0.77		16,855
Curb - asphalt	LF	400	1978	0.441	\$ 3.50	\$ 1.54		617
Handrail - steel	LF	8	1978	0.441	\$ 20.00	\$ 8.82		71
Restroom #1	LS	1	1995	1.000	\$ 70,761.19	\$ 70,761.19		70,761
Estimated Grand Total								90,044

	A	B	C	D	E	F	G	H
		Item	# of items	cost	value	source of cost	original date of item in service	depreciation rate
2								
289	Echo Trailhead							
290		trailer dump station - each			\$0.00			
291		garbage pads, concrete - sq. ft.		\$1.75	\$0.00	Inyo '95 replacement cost		
292		water hydrants			\$0.00			
293		retaining wall (concrete) - cu. ft.	120		\$0.00			
294		retaining wall (rock) - cu. ft.			\$0.00			
295		wood fence; chain link - ln. ft.			\$0.00			
296		wood fence; decorative wood - ln. ft.			\$0.00			
297		wood fence; decorative metal - ln. ft.			\$0.00			
298		stairway - cu. ft.	27		\$0.00			
		parking barrier-log with concrete posts - ln. ft.		\$7.00	\$0.00	Inyo '95 replacement cost		
299								
300		parking barrier-log with wood posts - ln. ft.		\$7.00	\$0.00			
301		parking barrier-rock - ln. ft.			\$0.00			
302		parking barrier-wood post - ln. ft.			\$0.00			
303		wheel stops (cement) - each			\$0.00			
304		general public parking lot (asphalt) - sq. ft.	21,840	\$1.75	\$38,220.00	Inyo '95 replacement cost		
		general public parking lot (native material) - sq. ft.		\$1.75	\$0.00	Inyo '95 replacement cost		
305								
306		campsite spurs, natural surface - sq. ft.			\$0.00	Inyo '95 replacement cost		
307		pathway #1 (asphalt) - sq. ft.		\$1.75	\$0.00	Inyo '95 replacement cost		
308		pathway #2 (native material) - sq. ft.		\$0.50	\$0.00	Inyo '95 replacement cost		
		pathway #3 (accessible wood walkway) - sq. ft.		\$0.50	\$0.00	Inyo '95 replacement cost		
309								
310		curb (asphalt) - ln. ft.	400		\$0.00			
311		admin. entrance sign-double sided - each		\$3,200.00	\$0.00	Inyo '95 replacement cost		
312		admin. entrance sign-single sided - each		\$1,200.00	\$0.00	Inyo '95 replacement cost		
313		information boards - sq. ft.			\$0.00			
314		unit signs (wood barrier) - each		\$25.00	\$0.00			
315		bulwark - ln. ft.			\$0.00			
316		fish cleaning station - each			\$0.00			
317		regulatory buoys - each			\$0.00			
318		boat ramp - sq. ft.						
		benches; recycled material - each		\$600.00	\$0.00	1999 Beison catalog; benches \$400, install. \$200		
319								
320		fee station; self service - each		\$4,800.00	\$0.00	Inyo '95 replacement cost		
321		picnic tables, heavy duty - each		\$500.00	\$0.00	Inyo '95 replacement cost		
		accessible activity/social impacted area, cement pad - sq. ft.		\$1.75	\$0.00			
322								
		commercial pedestal grill - each		\$710.00	\$0.00	1997 Pilot Rock catalog; \$510 new; install. \$200		
323								
324		flirings/fireplaces - each		\$250.00	\$0.00	Inyo '95 replacement cost		
325		pedestal grills - each		\$250.00	\$0.00	Inyo '95 replacement cost		
		r.v. hookups; sites with water, sewer and electrical hookups - each			\$0.00			
326								
327		garbage cans (metal) - each			\$0.00			
328		metal posts for vehicle control - each			\$0.00			
329		telephone booth - each			\$0.00			
330		electronic fee gate system - each			\$0.00			
331		street light - each			\$0.00			
332		handrail; stainless steel - ln. ft.	8		\$0.00			
333								
334		Site total			\$38,220.00			



DATE: _____
 REVISIONS: _____
 SHEET: _____

PROJECT NAME:
 CAPLES LAKE PROPOSED
 BOAT RAMP SITE PLAN

APPROVED BY:
 DISTRICT RANGER _____
 FOREST RESOURCE OFFICER _____
 FOREST ENGINEER _____



DESIGNED BY: _____
 DRAWN BY: _____
 CHECKED BY: _____

Forest Service - Pacific Southwest Region
 U.S. Department of Agriculture

ELDORADO National Forest

