

Memorandum

To : George Elliott
Fisheries Biologist
Eldorado National Forest

Date : April 29, 1994

From : Department of Fish and Game
/Wild Trout Project

Subject : Rubicon River

George--

Here are the summaries of data from the angler survey box and from electrofishing done last October. I didn't include length frequencies of the electrofishing samples but I have that if you want it. I am hoping that, this year, we will be able to sample the section by the bridge that we got rained out on last year as well as do some snorkel surveys in the deeper habitats. I would then put a report together with both years' data.

Thanks a lot for helping us get the survey box moved to the trailhead. I'm hoping that will increase angler participation. Also, we owe you a big thanks for continuing to maintain the box for us--we appreciate it. Let me know if you have any questions about the data or need any supplies for the box. Incidentally, we have found that the locked compartment of the box attracts yellow jackets or wasps in some places and that a plastic film can with a few holes drilled in it and 3-4 moth balls inside will take care of the problem.

Sincerely,

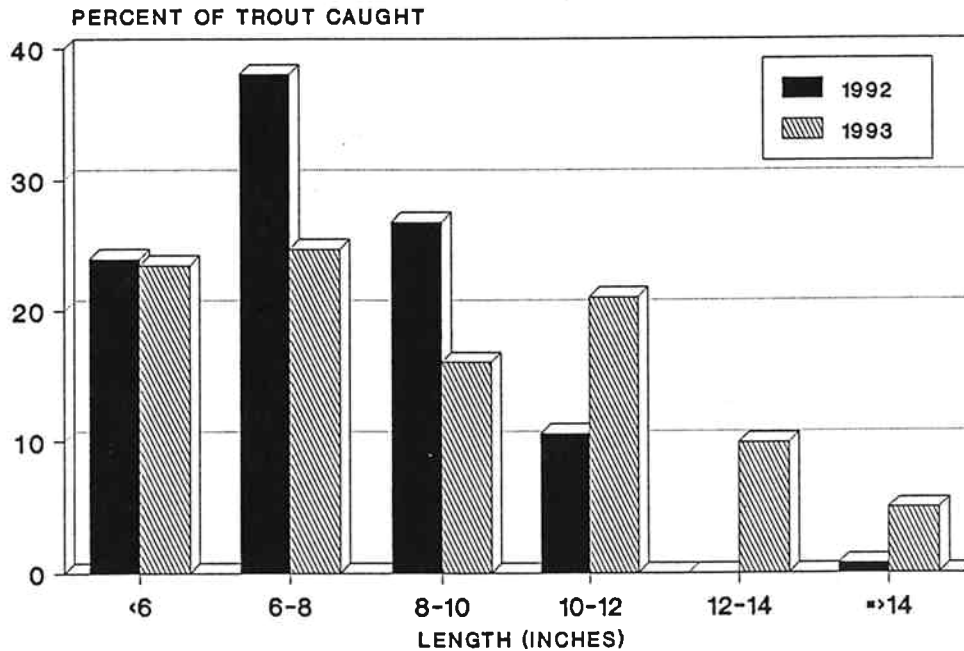


David C. Lentz
Associate Fishery Biologist
Wild Trout Project

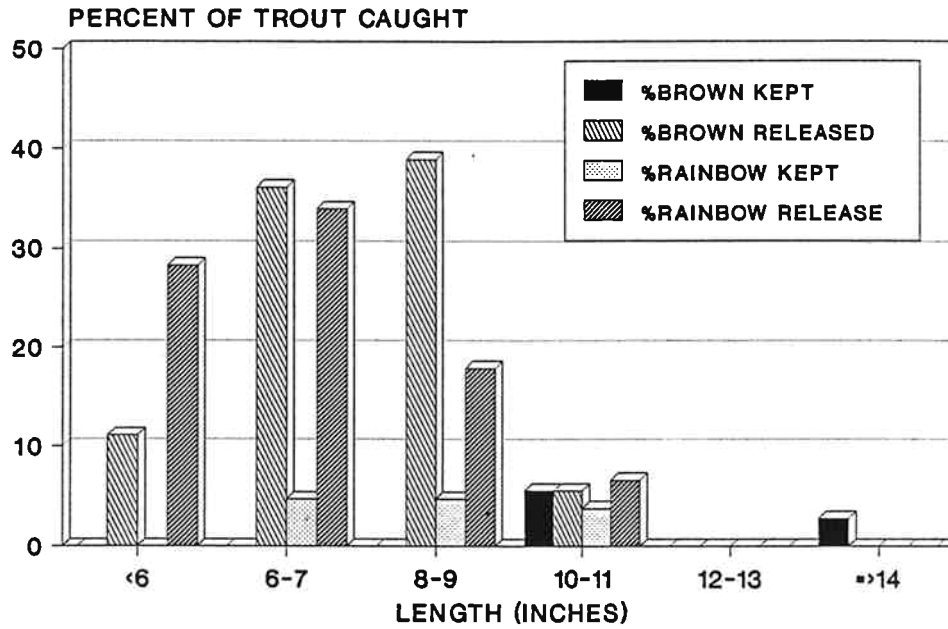
Rubicon River 1992-1993 Angler Survey Box

	Bait		Fly		Lure		Multiple		Combined	
	1992	1993	1992	1993	1992	1993	1992	1993	1992	1993
Surveys received	8	6	15	9	9	7	4	1	36	23
Hours fished	28.25	29.5	54.25	21.5	33	30	24	5	139.5	86
Rainbow trout kept	7	8	4	6	3	2	0	0	14	16
Rainbow trout released	4	10	54	18	32	12	2	0	92	40
Total rainbow trout	11	18	58	24	35	14	2	0	106	56
Brown trout kept	2	3	1	6	2	0	0	0	5	9
Brown trout released	2	4	8	8	18	4	5	0	33	16
Total brown trout	4	7	9	14	20	4	5	0	38	25
Total catch/hour	0.53	0.85	1.24	1.77	1.67	0.60	0.29	0.0	1.03	0.94
% Anglers with 0 trout	25.0	16.7	13.3	22.2	44.4	14.3	25.0	100	25.0	21.7

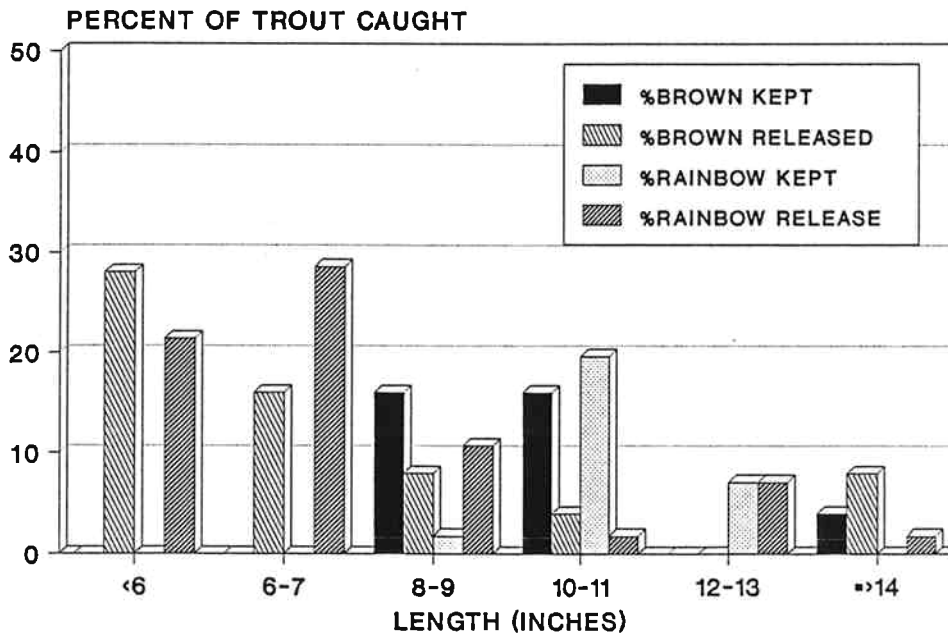
RUBICON RIVER --1992-1993 Rainbow and Brown Trout Caught



RUBICON RIVER KEPT & RELEASED 1992



RUBICON RIVER KEPT & RELEASED 1993



RUBICON RIVER
Fish Population Surveys--October, 1993

Date	Section	Length	Species	Population Estimate	± 95% C.I.	Estimated #/mile	Lbs. per Acre	Minimum Length	Maximum Length
10-14	11 nr SF	288'	rainbow	255	26	4675	24.6	54 mm	242 mm
10-14	11 nr SF	288'	brown	130	13.8	2383	39.8	70 mm	527 mm
10-14	11 nr SF	288'	total trout			7058	64.4		
10-14	11 nr SF	288'	sculpin	1 capt.					
10-13	12	264'	rainbow	63	12.3	1260	13.9	60 mm	236 mm
10-13	12	264'	brown	144	9.8	2880	38.3	65 mm	287 mm
10-13	12	264'	total trout			4140	52.2		
10-13	12	264'	sculpin	8	1.0	160	0.5	51 mm	105 mm