

TABLE 1. Success on the Rubicon River in 1998 - 2001 by Fly, Lure, and Bait Anglers Based on Angler Survey Box data.

	Bait				Fly				Lure				Multiple*				Combined			
	1998	1999	2000	2001	1998	1999	2000	2001	1998	1999	2000	2001	1998	1999	2000	2001	1998	1999	2000	2001
Surveys received	11	18	15	2	12	30	20	15	8	11	9	3	9	4	6	8	40	63	50	28
Hours fished	32.00	77.25	55.50	12.00	53.00	130.50	75.00	69.50	29.00	33.00	30.50	12.00	31.50	13.25	22.50	23.00	145.50	254.00	183.50	116.50
Rainbow trout kept	13	14	19	3	4	10	6	3	2	0	11	1	20	9	10	4	39	33	46	11
Rainbow trout released	46	37	51	0	95	337	196	114	89	32	27	17	12	10	1	22	242	416	275	153
Total rainbow trout	59	51	70	3	99	347	202	117	91	32	38	18	32	19	11	26	281	449	321	164
Brown trout kept	0	1	2	0	0	0	0	0	0	0	0	0	7	0	5	10	7	1	7	10
Brown trout released	2	5	8	0	1	2	1	5	7	1	1	1	7	0	2	4	17	8	12	10
Total brown trout	2	6	10	0	1	2	1	5	7	1	1	1	14	0	7	14	24	9	19	20
Total catch/hour	1.91	0.74	1.44	0.25	1.89	2.67	2.71	1.76	3.38	1.00	1.28	1.58	1.46	1.43	0.80	1.74	2.10	1.80	1.85	1.58
Catch per angler	5.5	3.2	5.3	1.5	8.3	11.6	10.2	8.1	12.3	3.0	4.3	6.3	5.1	4.8	3.0	5.0	7.6	7.3	6.8	6.6
% Anglers w/0 catch	9.1	22.2	20.0	0.0	0.0	0.0	5.0	6.7	0.00	27.3	11.1	0.0	33.3	25.0	33.3	12.5	10.0	12.7	14.0	7.1

\* Includes those anglers using gear that was not identified.

TABLE 1. Success on the Ellicott Bridge Section of the Rubicon River in 1998 - 2001 by Fly, Lure, and Bait Anglers Based on Angler Survey Box data.

	Bait				Fly				Lure				Multiple*				Combined			
	1998	1999	2000	2001	1998	1999	2000	2001	1998	1999	2000	2001	1998	1999	2000	2001	1998	1999	2000	2001
Surveys received	11	16	12	0	8	16	16	6	6	5	5	0	8	4	5	3	33	41	38	9
Hours fished	32.00	70.25	45.50	0.0	38.00	75.50	54.50	29.00	21.50	16.00	11.00	0.0	27.50	13.25	20.50	6.00	119.00	175.00	131.50	35.00
Rainbow trout kept	13	10	10	0	4	8	4	1	1	0	9	0	10	9	7	2	28	27	30	3
Rainbow trout released	46	31	48	0	76	197	149	33	86	22	19	0	12	10	1	3	220	260	217	36
Total rainbow trout	59	41	58	0	80	205	153	34	87	22	28	0	22	19	8	5	248	287	247	39
Brown trout kept	0	1	2	0	0	0	0	0	0	0	0	0	7	0	5	0	7	1	7	0
Brown trout released	2	5	8	0	1	2	1	0	4	1	1	0	7	0	2	0	14	8	12	0
Total brown trout	2	6	10	0	1	2	1	0	4	1	1	0	14	0	7	0	21	9	19	0
Total catch/hour	1.91	0.67	1.49	0.00	2.13	2.74	2.83	1.17	4.23	1.44	2.64	0.00	1.31	1.43	0.73	0.83	2.26	1.69	2.02	1.11
Catch per angler	5.5	2.9	5.7	0.0	10.1	12.9	9.6	5.7	15.2	4.6	5.8	0.0	4.5	4.8	3.0	1.7	8.2	7.2	7.0	4.3
% Anglers w/0 catch	9.1	18.8	25.0	0.0	0.0	0.0	0.0	0.0	0.0	40.0	0.0	0.0	37.5	25.0	40.0	0.0	12.1	14.6	13.2	0.0

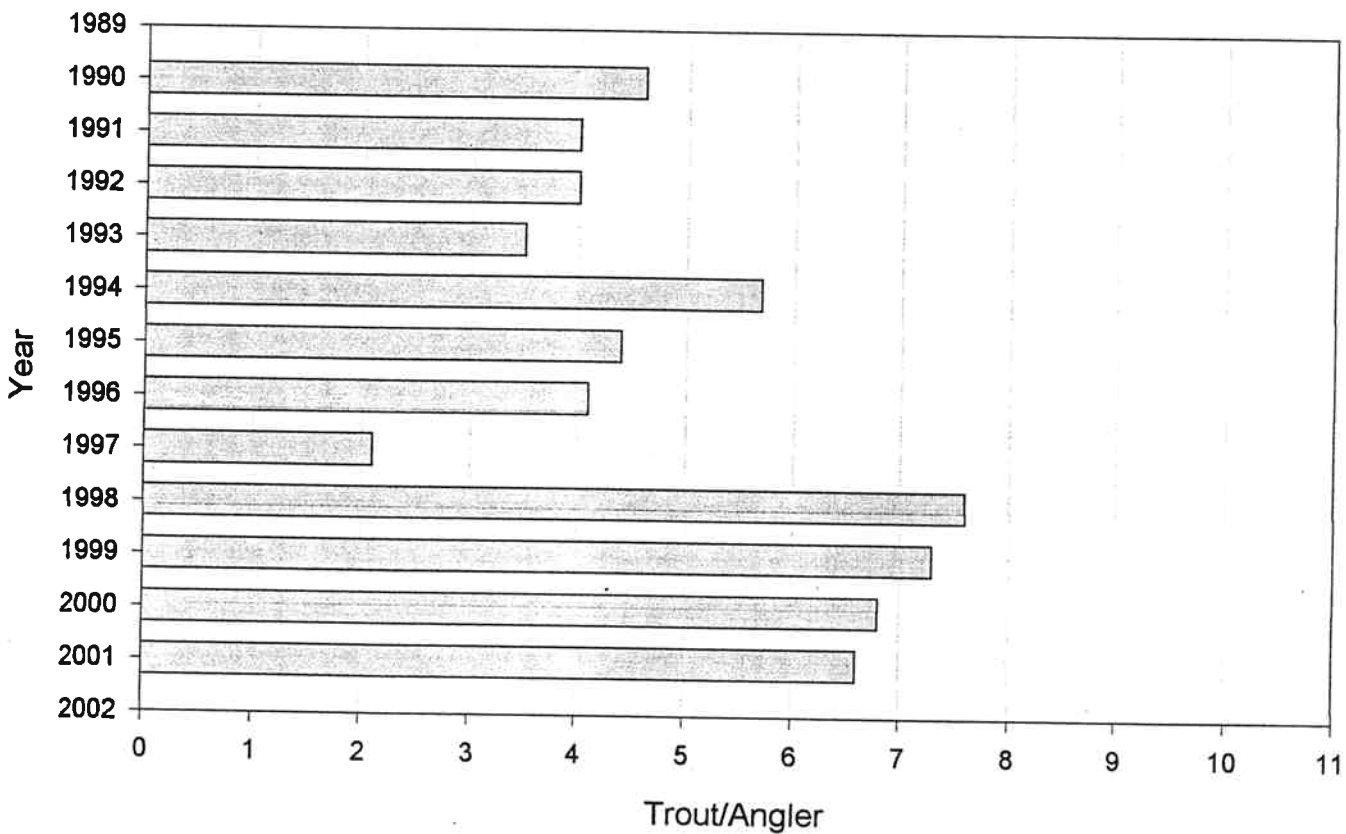
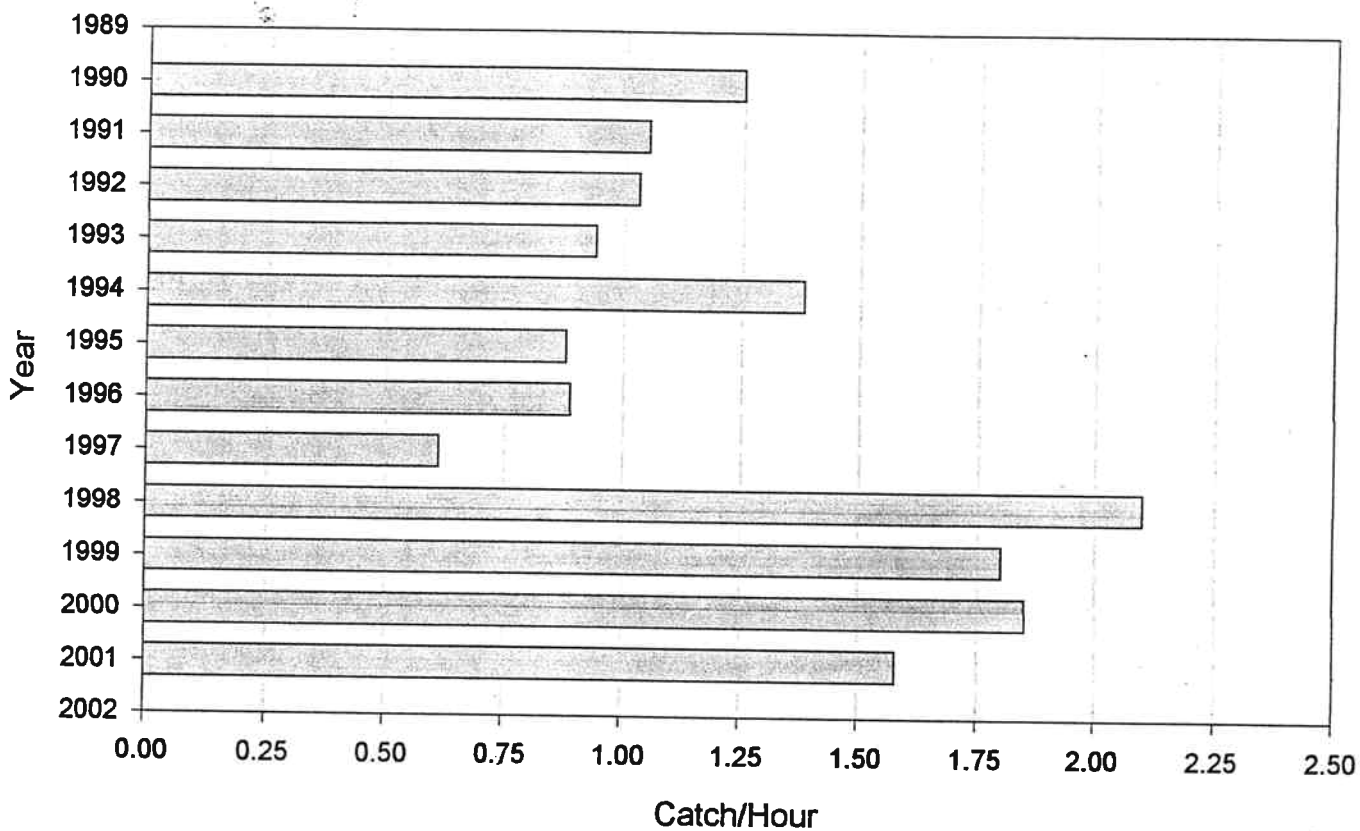
\* Includes those anglers using gear that was not identified.

TABLE 1. Success on the Lower Canyon Section of the Rubicon River in 1998 - 2001 by Fly, Lure, and Bait Anglers Based on Angler Survey Box data.

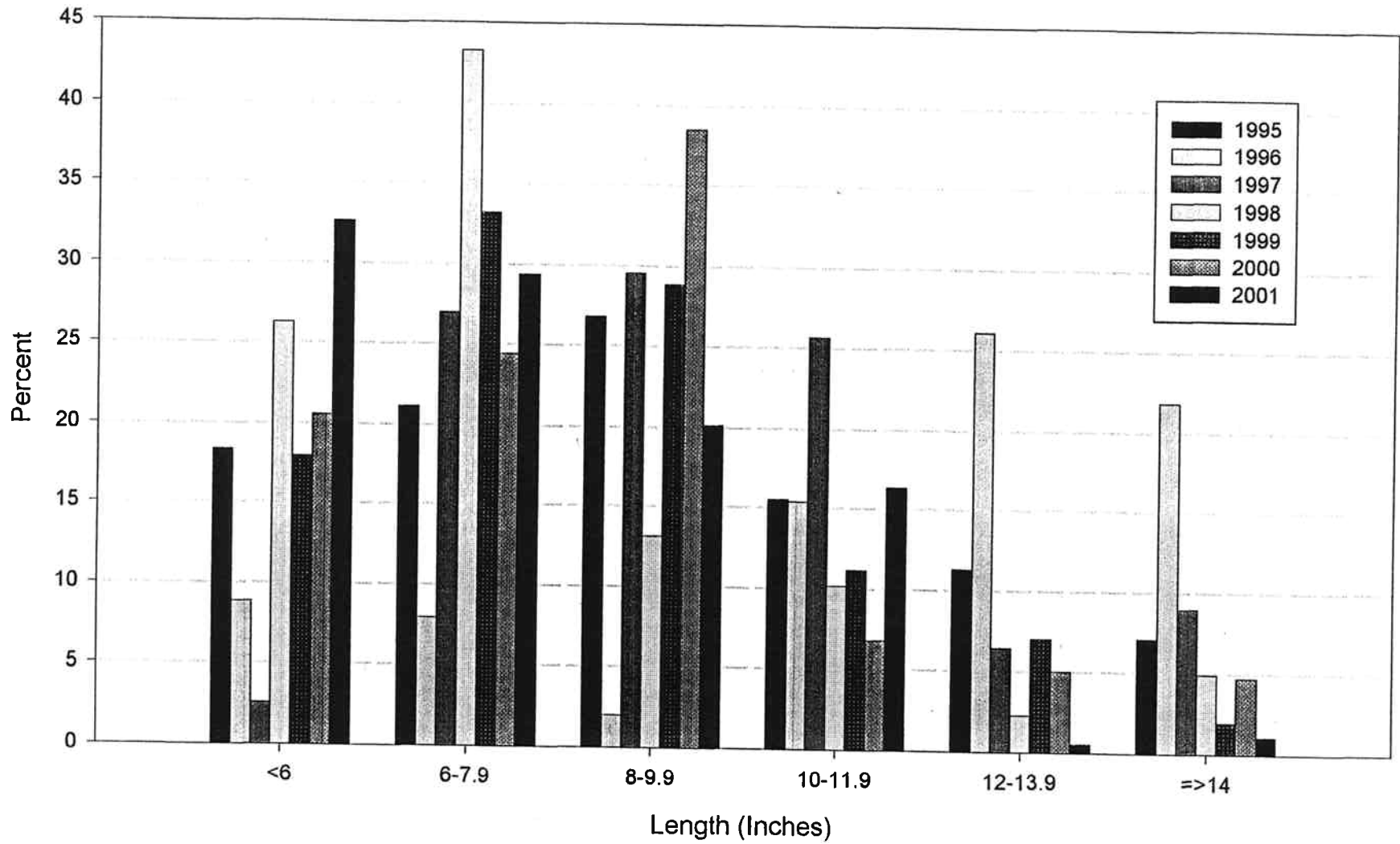
	Bait				Fly				Lure				Multiple*				Combined			
	1998	1999	2000	2001	1998	1999	2000	2001	1998	1999	2000	2001	1998	1999	2000	2001	1998	1999	2000	2001
Surveys received	0	2	3	2	4	14	4	9	1	6	4	3	0	0	1	5	5	22	12	19
Hours fished	0	7.00	10.00	12.00	15.00	55.00	20.50	40.50	4.00	17.00	19.50	12.00	0	0	2.00	17.00	19.00	79.00	52.00	81.50
Rainbow trout kept	0	4	9	3	0	2	2	2	1	0	2	1	0	0	3	2	1	6	16	8
Rainbow trout released	0	6	3	0	19	140	47	81	2	10	8	17	0	0	0	19	21	156	58	117
Total rainbow trout	0	10	12	3	19	142	49	83	3	10	10	18	0	0	3	21	22	162	74	125
Brown trout kept	0	0	0	0	0	0	0	0	0	0	0	0	0	0	10	0	0	0	0	10
Brown trout released	0	0	0	0	0	0	0	5	3	0	0	1	0	0	0	4	3	0	0	10
Total brown trout	0	0	0	0	0	0	0	5	3	0	0	1	0	0	0	14	3	0	0	20
Total catch/hour	0	1.43	1.20	0.25	1.27	2.58	2.39	2.17	1.50	0.59	0.51	1.58	0.00	0.00	1.50	2.06	1.32	2.05	1.42	1.78
Catch per angler	0	5.0	4.0	1.5	4.8	10.1	12.3	9.8	6.0	1.7	2.5	6.3	0.0	0.0	3.0	7.0	5.0	7.4	6.2	7.6
% Anglers w/0 catch	0	50.0	0.0	0.0	0.0	0.0	25.0	11.1	0.0	16.7	25.0	0.0	0.0	0.0	20.0	0.0	9.1	16.7	10.5	

\* Includes those anglers using gear that was not identified.

# RUDICON RIVER (Angler Survey Box Data)



Rubicon River: 1995 - 2001  
Total Trout Caught  
(Angler Survey Box Data)

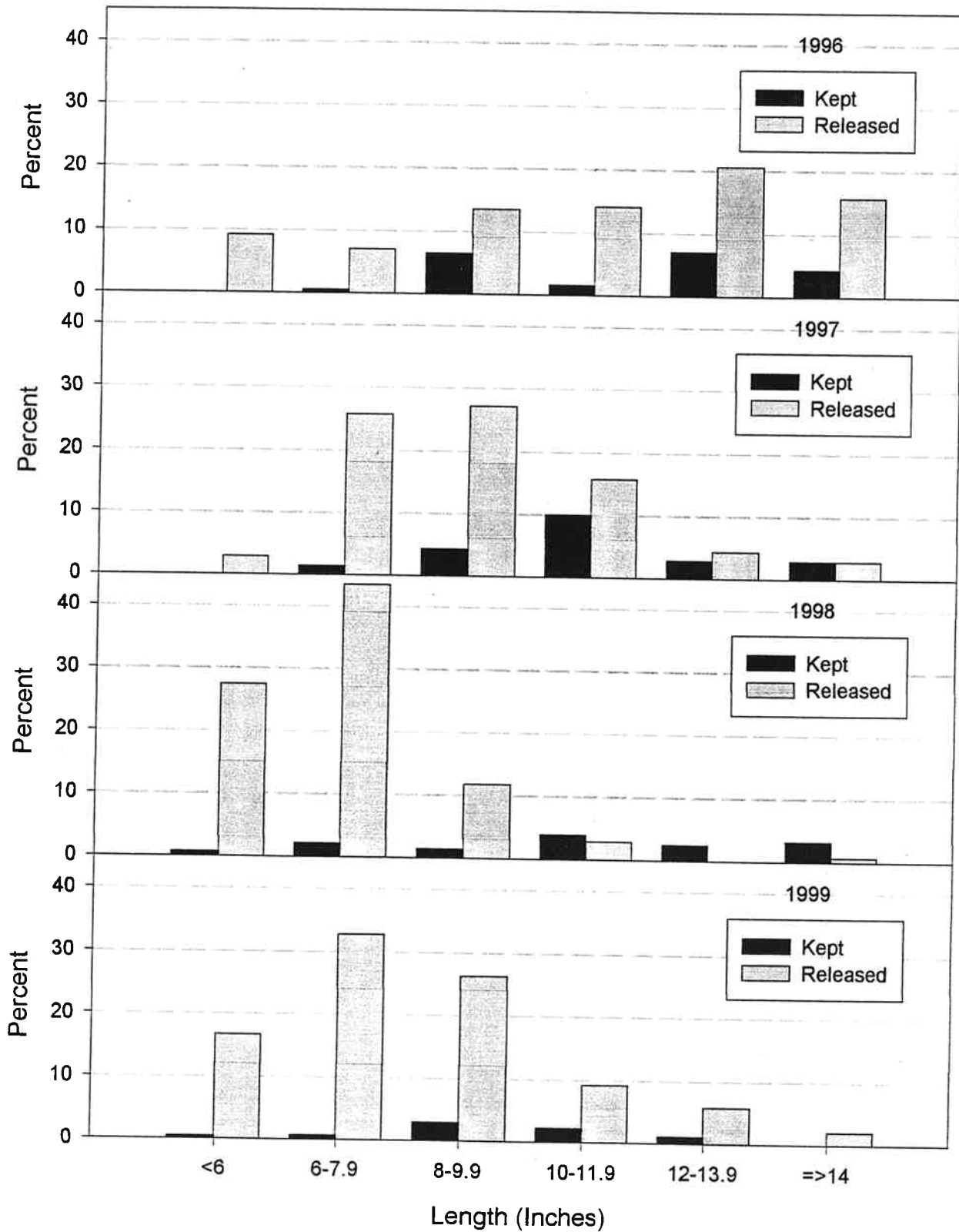


# Rubicon River: 1996 - 1999

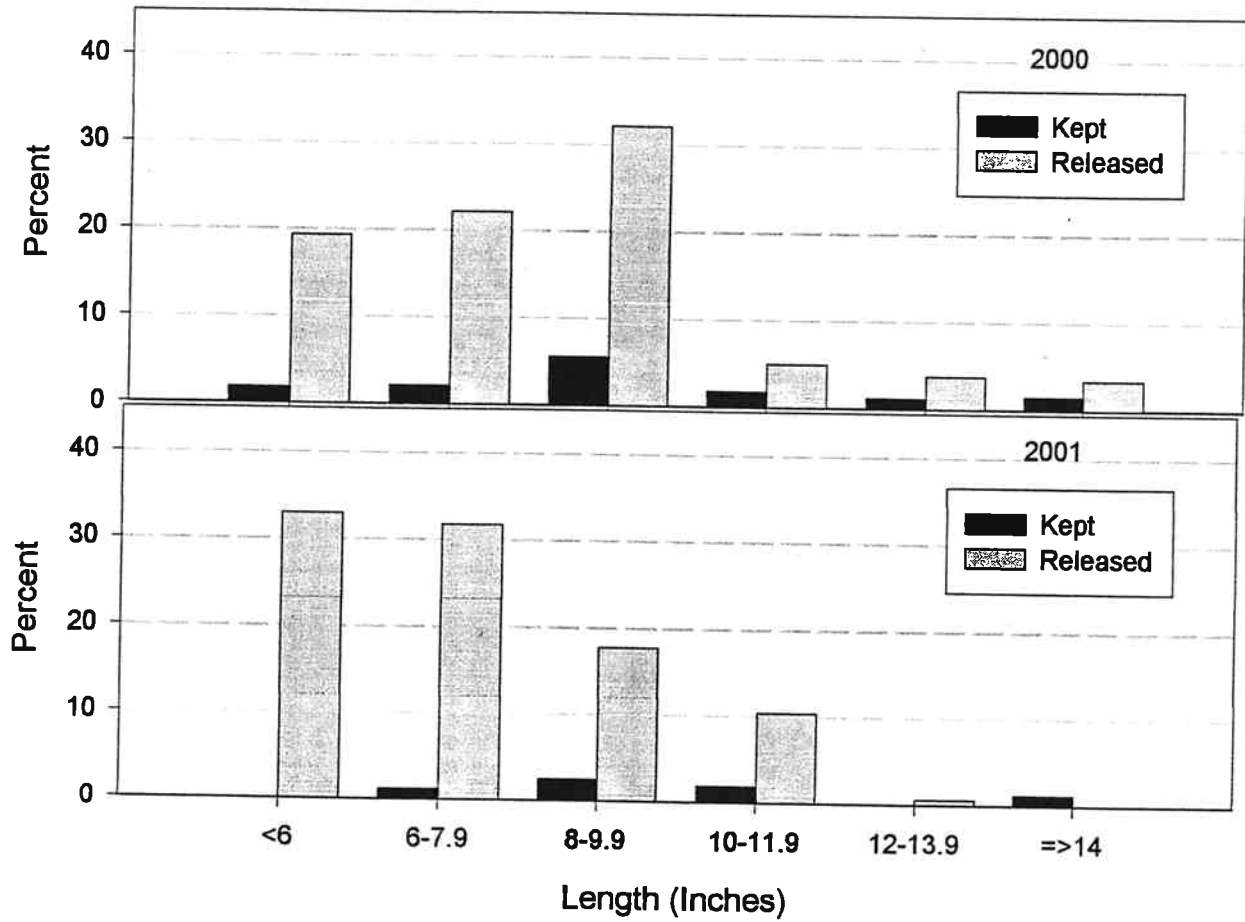
## Rainbow Trout

### Kept/Released

(Angler Survey Box Data)



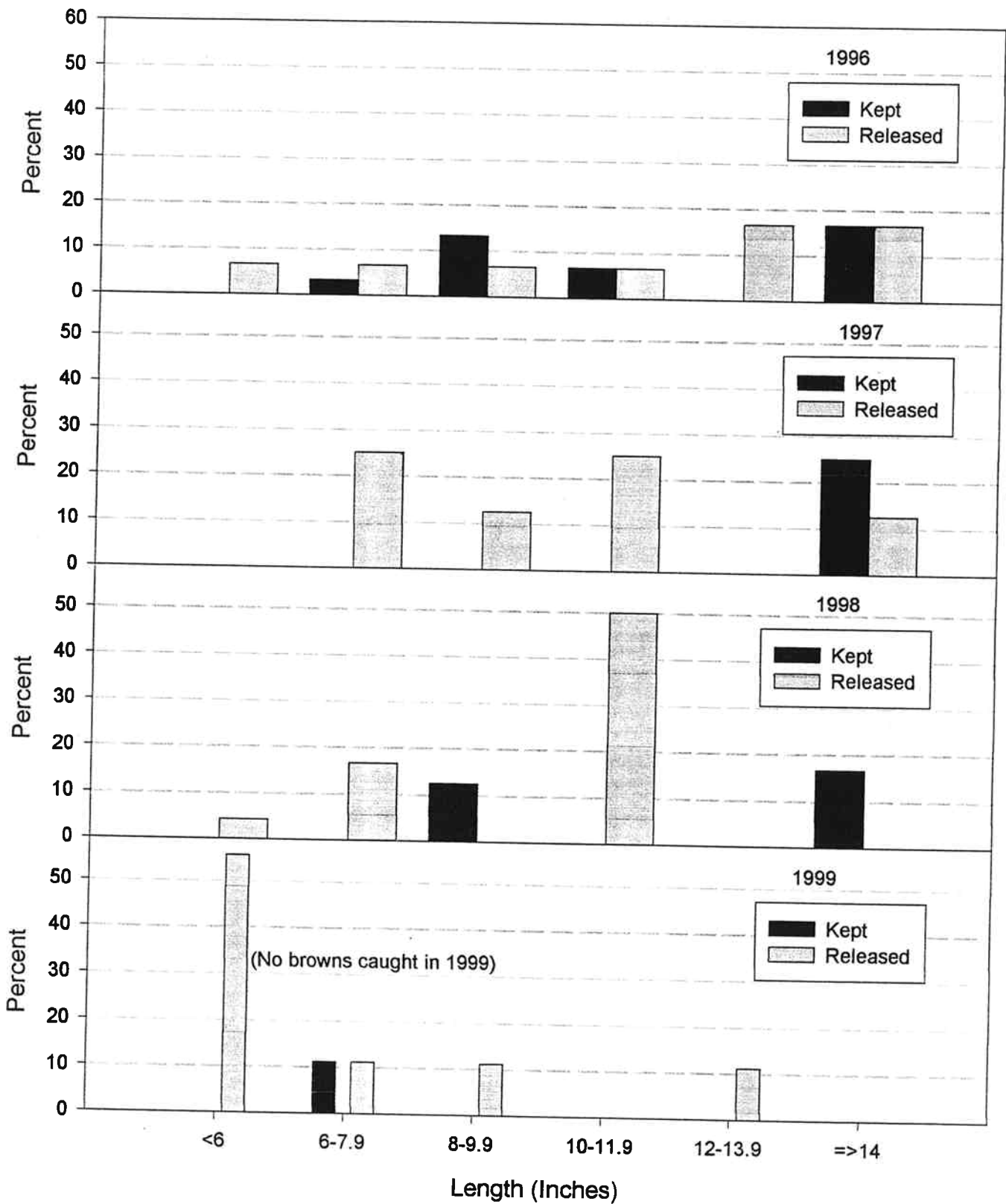
Rubicon River: 2000-2001  
Rainbow Trout  
Kept/Released  
(Angler Survey Box data)



# Rubicon River: 1996 - 1999

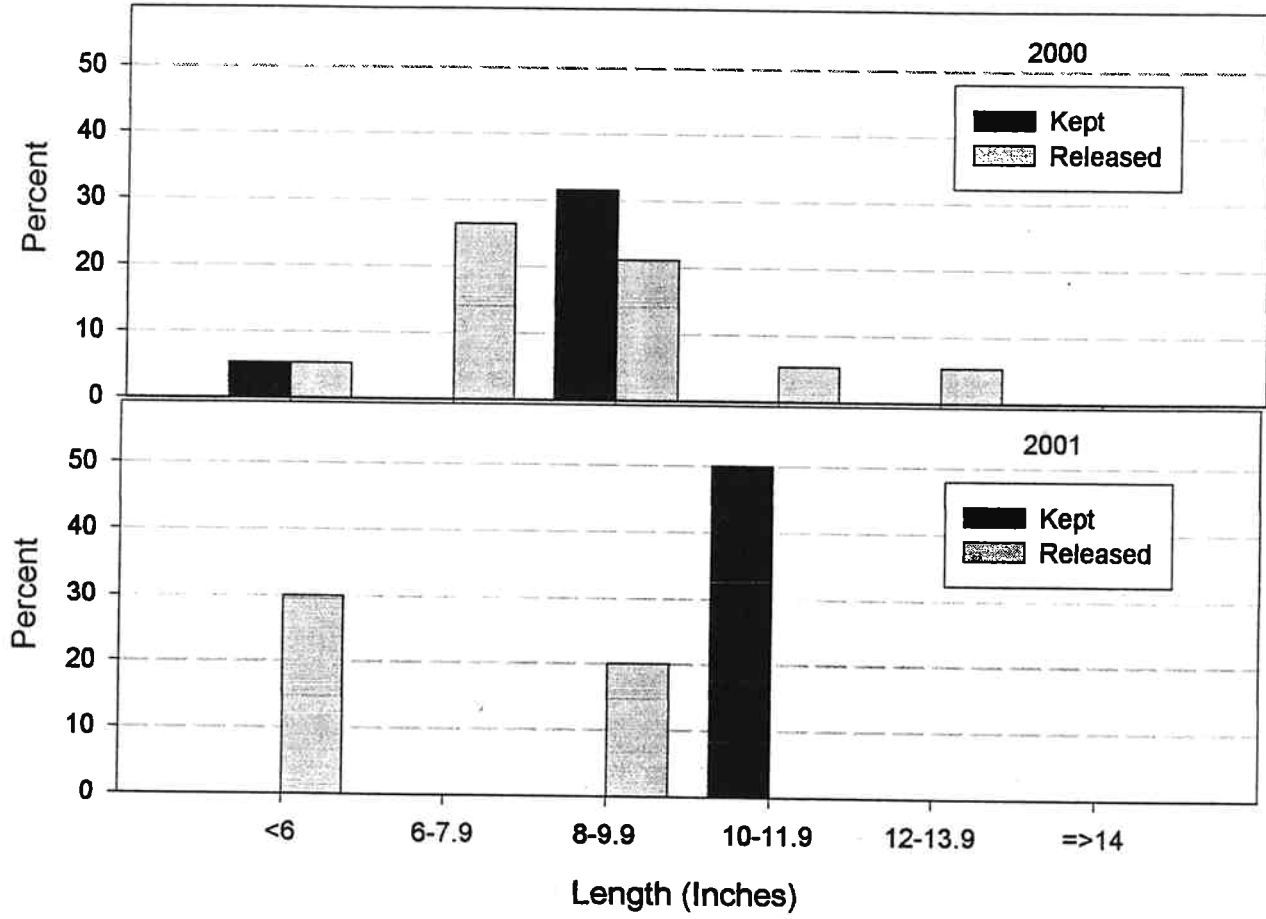
## Brown Trout Kept/Released

(Angler Survey Box Data)

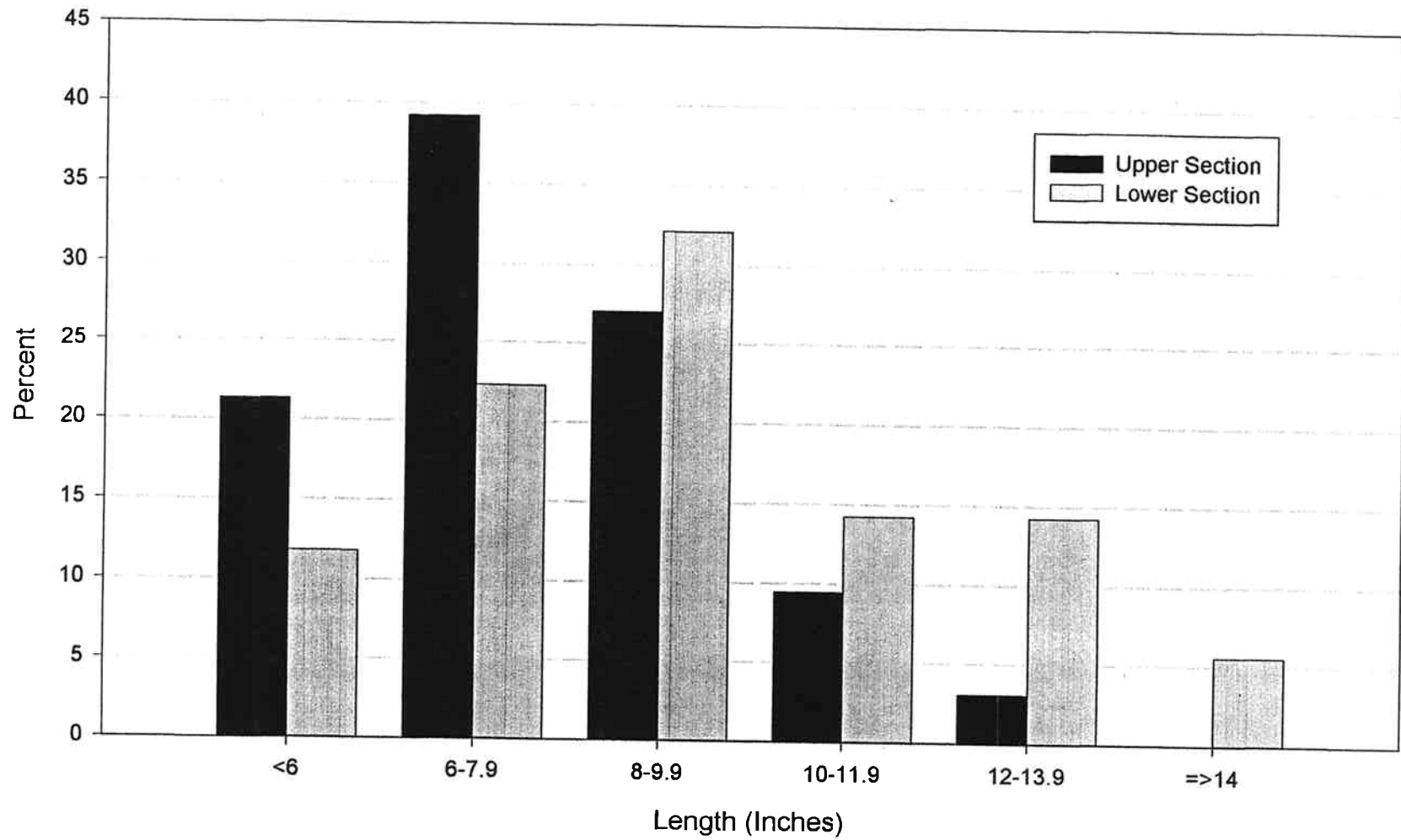




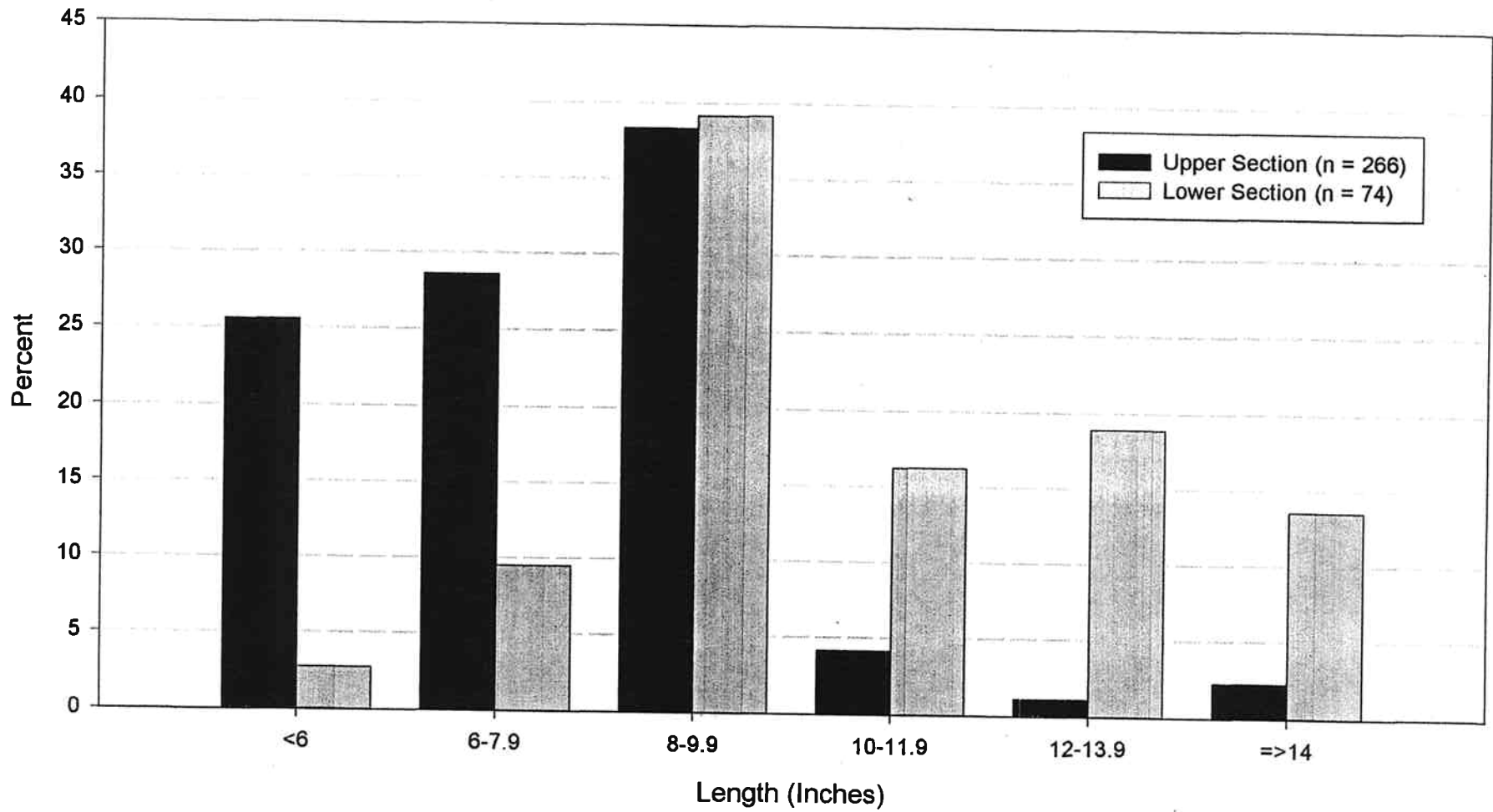
Rubicon River: 2000-2001  
Brown Trout  
Kept/Released  
(Angler Survey Box Data)



Rubicon River - 1999  
Comparison - Upper and Lower Sections  
(Angler Survey Box Data)



Rubicon River - 2000  
Comparison - Upper and Lower Sections  
(Angler Survey Box Data)



Rubicon River - 2001  
Comparison - Upper and Lower Sections  
(Angler Survey Box Data)

